

A vibrant yellow bicycle is parked on a paved surface in front of a white picket fence. The bicycle features a brown leather saddle, a rear rack, and a front basket filled with pink flowers. The background shows a blurred residential setting with trees and a building. A yellow rectangular box in the top right corner contains the text 'RayWhite.'

RayWhite.

Suburb
flyover
report

WANGURI (UNIT)

PREPARED BY: DEMI WILLIAMS, RAY WHITE NIGHTCLIFF, PH: 0448951305

WANGURI - Suburb Map



WANGURI - Sales Statistics (Units)

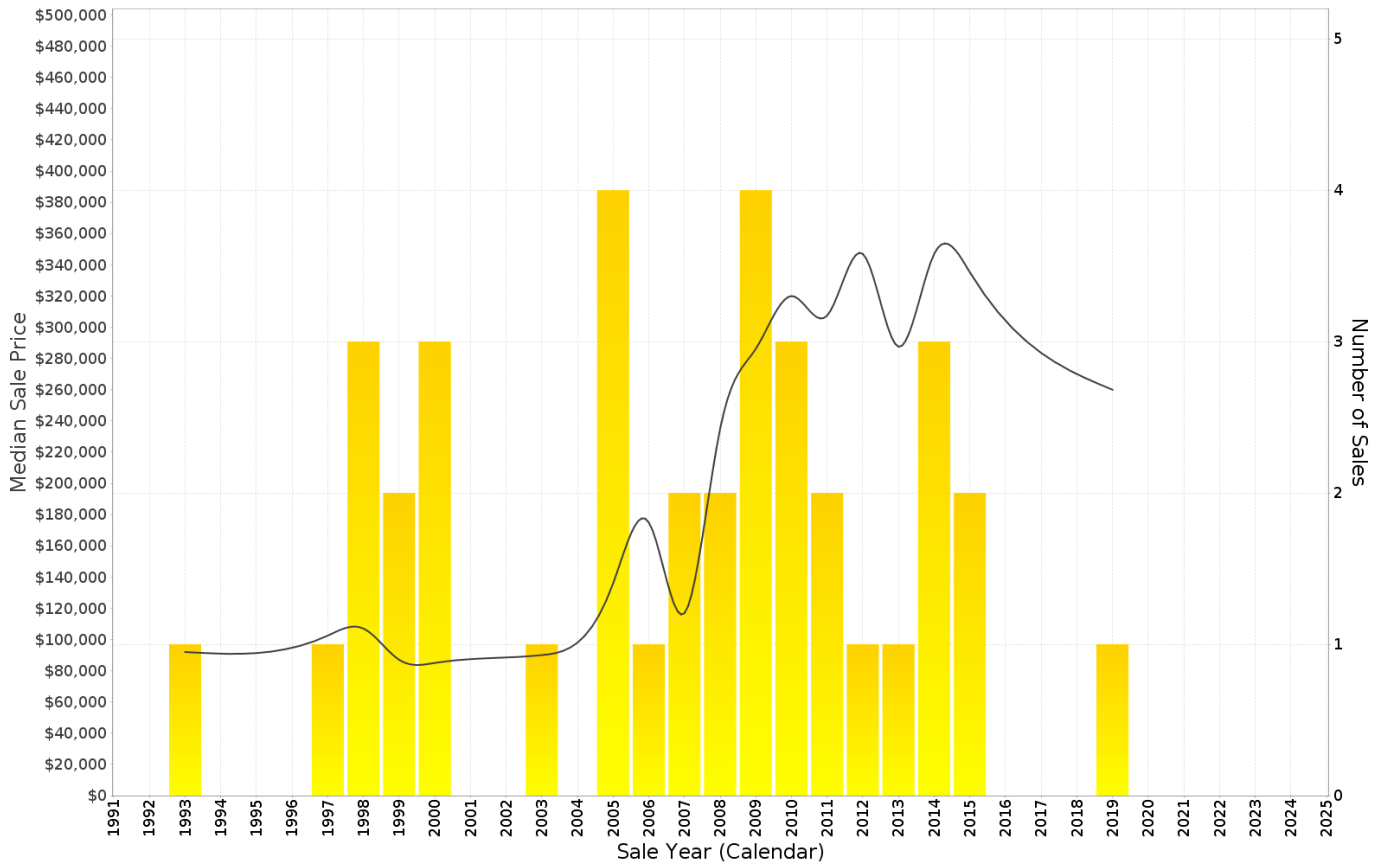
Year	# Sales	Median	Growth	Low	High
2005	4	\$ 136,000	0.0 %	\$ 85,000	\$ 175,000
2006	1	\$ 175,000	28.7 %	\$ 175,000	\$ 175,000
2007	2	\$ 116,814	-33.2 %	\$ 34,627	\$ 199,000
2008	2	\$ 235,000	101.2 %	\$ 235,000	\$ 235,000
2009	4	\$ 286,250	21.8 %	\$ 225,000	\$ 335,000
2010	3	\$ 320,000	11.8 %	\$ 225,000	\$ 350,000
2011	2	\$ 307,500	-3.9 %	\$ 305,000	\$ 310,000
2012	1	\$ 347,000	12.8 %	\$ 347,000	\$ 347,000
2013	1	\$ 287,500	-17.1 %	\$ 287,500	\$ 287,500
2014	3	\$ 347,000	20.7 %	\$ 225,000	\$ 347,000
2015	2	\$ 335,250	-3.4 %	\$ 323,500	\$ 347,000
2016	0				
2017	0				
2018	0				
2019	1	\$ 260,000	0.0 %	\$ 260,000	\$ 260,000
2020	0				
2021	0				
2022	0				
2023	0				

Median Sale Price

N/A

Suburb Growth

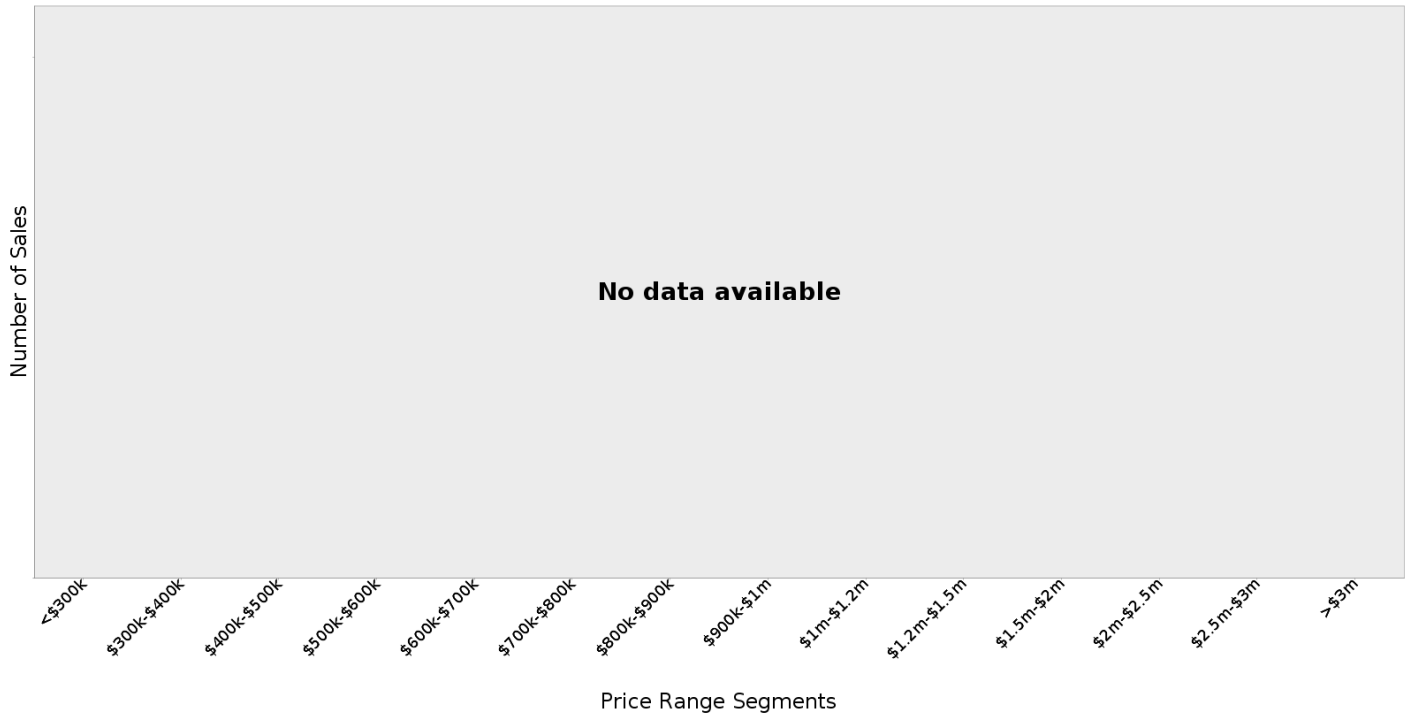
N/A



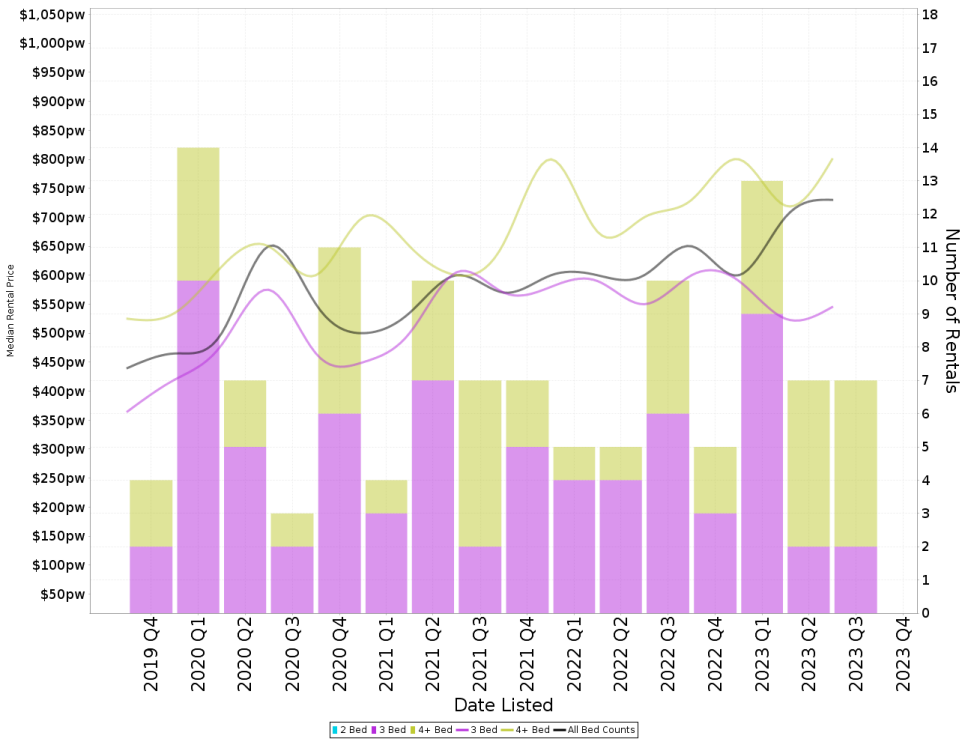
WANGURI - Peak Selling Periods (3 years)



WANGURI - Price Range Segments (12 months)



Median Weekly Rents (Houses)



Suburb Sale Price Growth

+4.5%

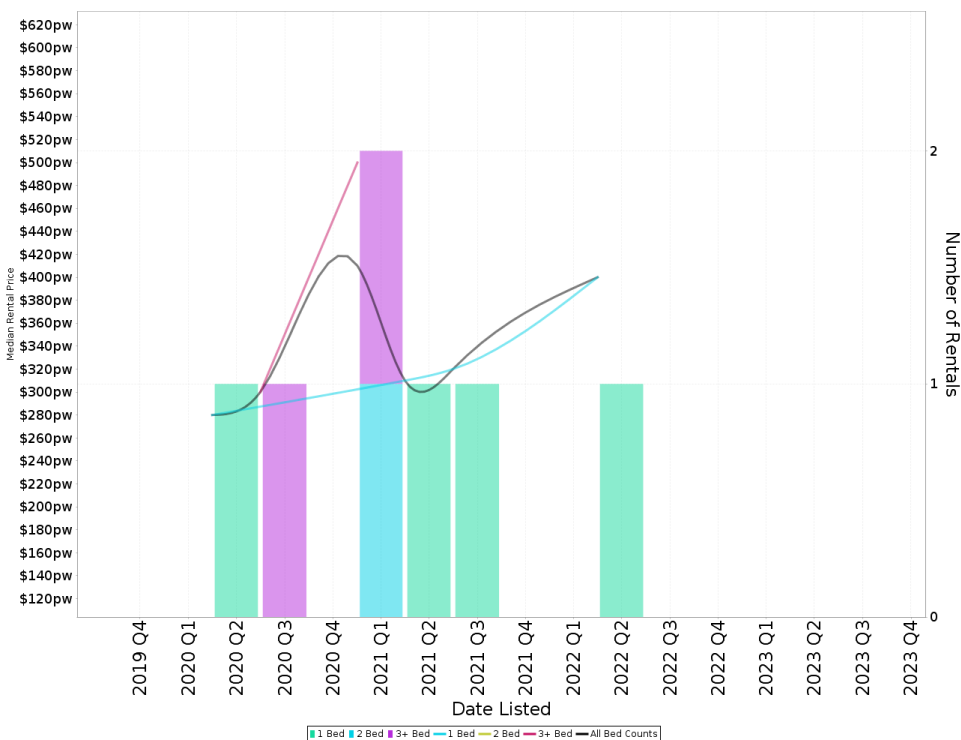
Current Median Price: \$645,000
Previous Median Price: \$617,000
Based on 43 registered House sales compared over the last two rolling 12 month periods.

Suburb Rental Yield

+5.3%

Current Median Price: \$645,000
Current Median Rent: \$660
Based on 32 registered House rentals compared over the last 12 months.

Median Weekly Rents (Units)



Suburb Sale Price Growth

N/A

Suburb Rental Yield

N/A

WANGURI - Recently Sold Properties

Median Sale Price

N/A

Suburb Growth

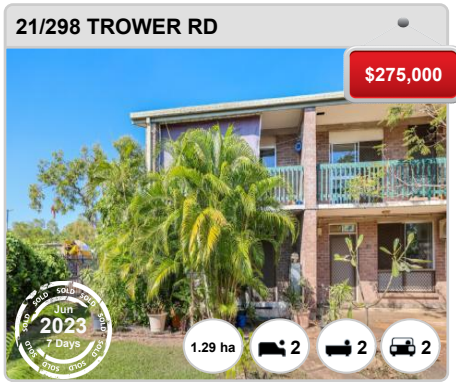
N/A

Sold Properties

0

Based on recorded Unit sales within the 12 months (Oct '22 - Sep '23)

Based on a rolling 12 month period and may differ from calendar year statistics



WANGURI - Properties For Rent

Median Rental Price

N/A

Rental Yield

N/A

Number of Rentals

0

Based on a rolling 12 month period and may differ from calendar year statistics

