

A bright yellow bicycle is parked on a paved surface in front of a white picket fence. The bicycle has a brown leather saddle, a rear rack, and a front basket filled with pink flowers. The background shows a blurred residential street with trees and buildings.

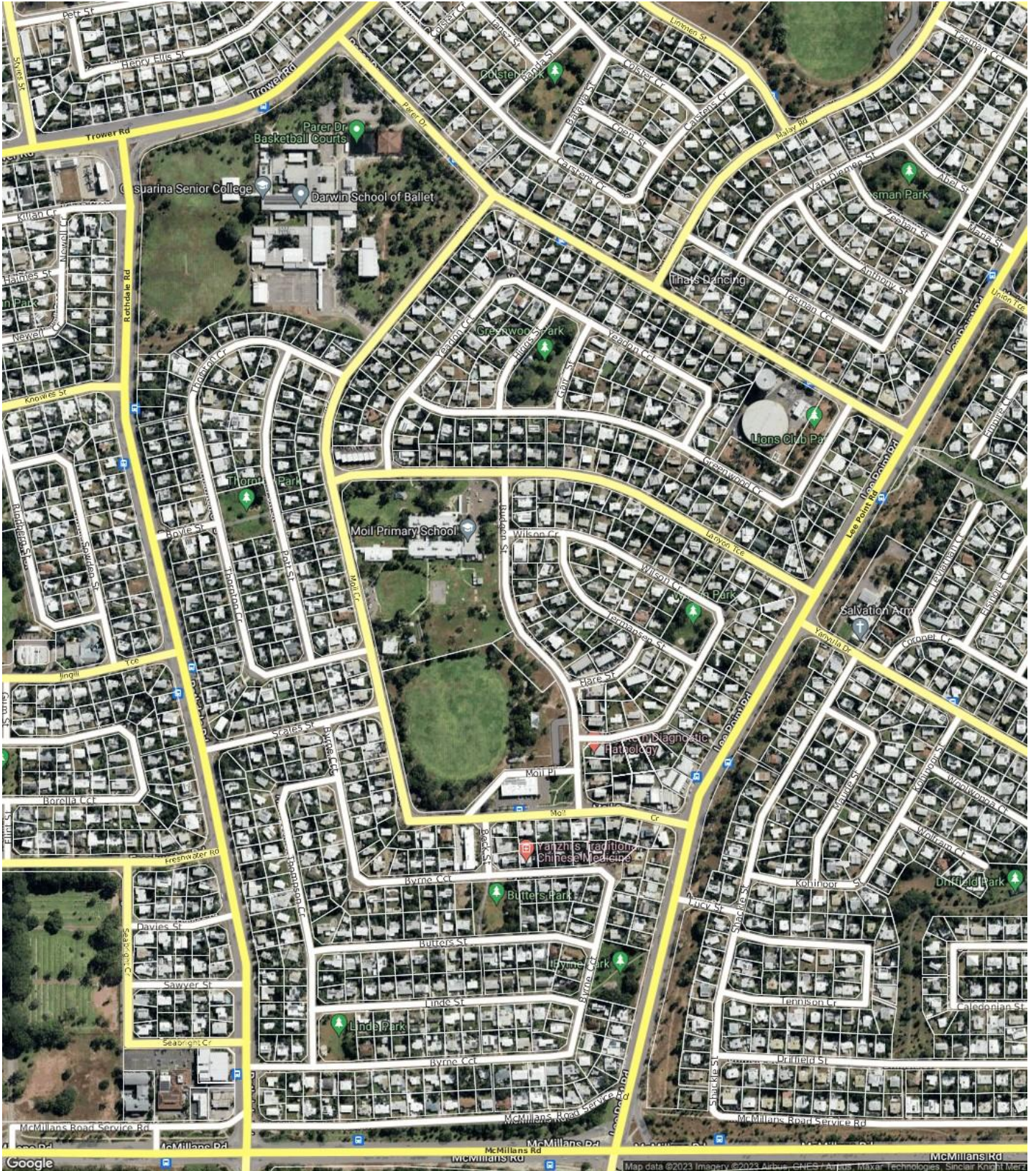
**RayWhite.**

**Suburb**  
flyover  
report

MOIL (UNIT)

PREPARED BY: DEMI WILLIAMS, RAY WHITE NIGHTCLIFF, PH: 0448951305

# MOIL - Suburb Map



# MOIL - Sales Statistics (Units)

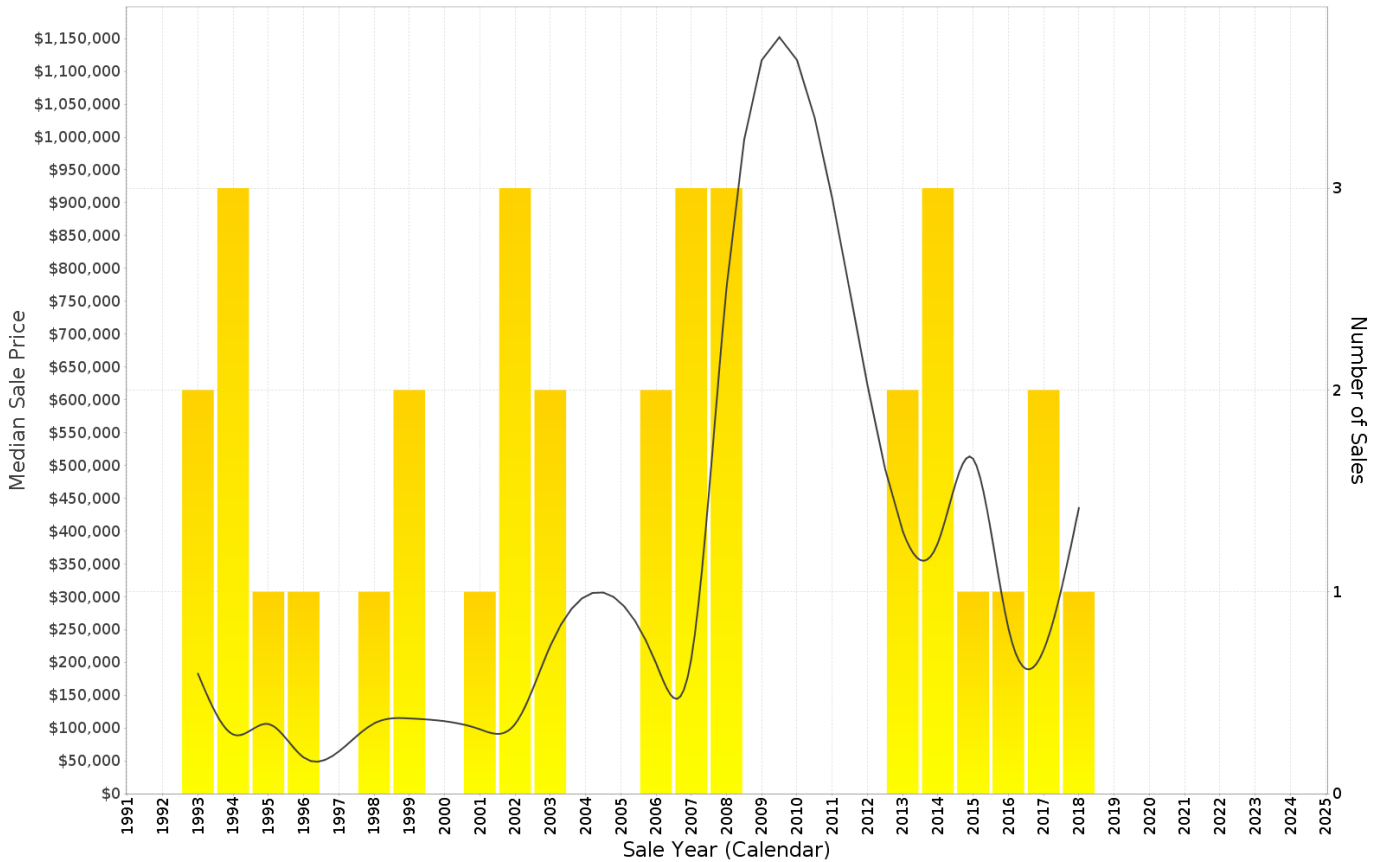
Year	# Sales	Median	Growth	Low	High
2005	0				
2006	2	\$ 198,750		\$ 172,500	\$ 225,000
2007	3	\$ 205,000	0.0 %	\$ 200,000	\$ 209,000
2008	3	\$ 770,000	275.6 %	\$ 283,000	\$ 910,000
2009	0				
2010	0				
2011	0				
2012	0				
2013	2	\$ 400,000		\$ 400,000	\$ 400,000
2014	3	\$ 382,000	0.0 %	\$ 350,000	\$ 2,200,000
2015	1	\$ 510,000	33.5 %	\$ 510,000	\$ 510,000
2016	1	\$ 252,000	-50.6 %	\$ 252,000	\$ 252,000
2017	2	\$ 218,750	-13.2 %	\$ 200,000	\$ 237,500
2018	1	\$ 435,000	98.9 %	\$ 435,000	\$ 435,000
2019	0				
2020	0				
2021	0				
2022	0				
2023	0				

Median Sale Price

N/A

Suburb Growth

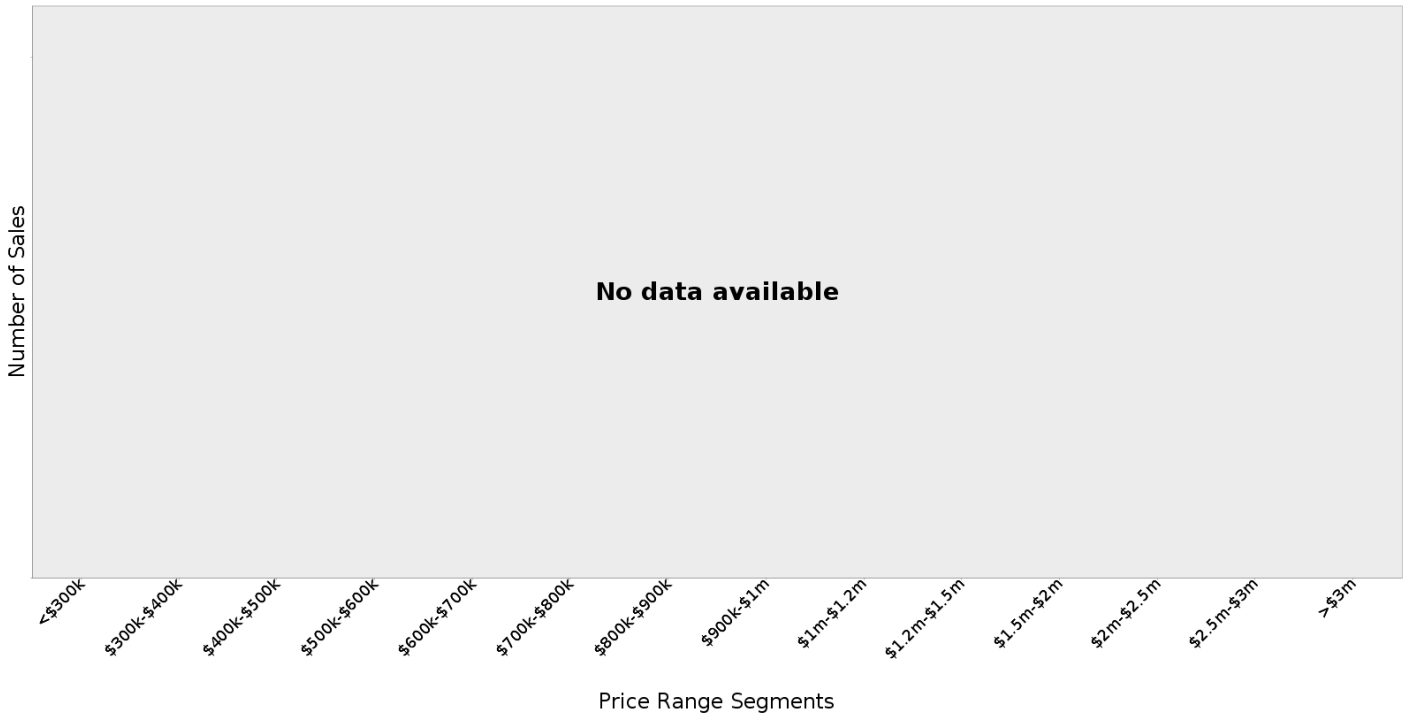
N/A



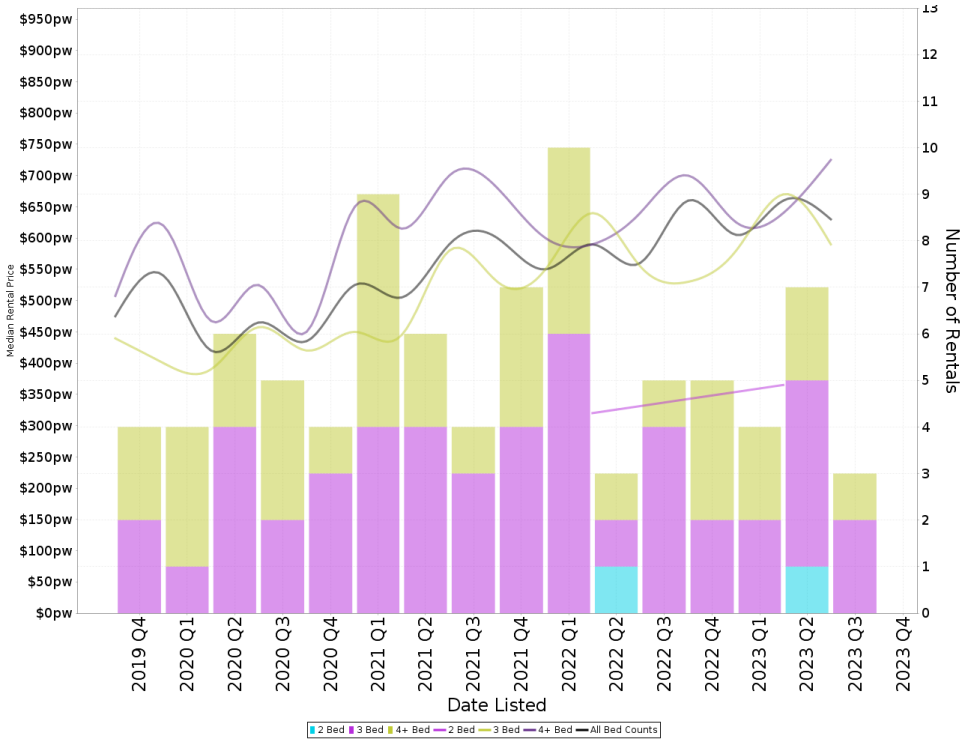
## MOIL - Peak Selling Periods (3 years)



## MOIL - Price Range Segments (12 months)



# Median Weekly Rents (Houses)



### Suburb Sale Price Growth

**-1.6%**

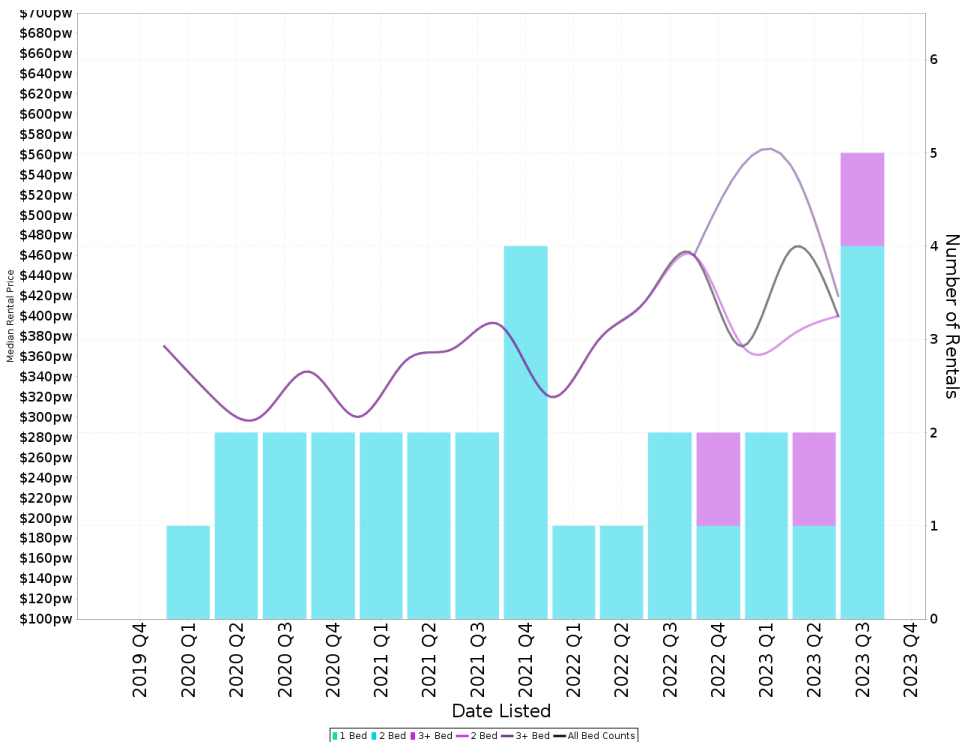
Current Median Price: \$534,000  
 Previous Median Price: \$542,500  
 Based on 46 registered House sales compared over the last two rolling 12 month periods.

### Suburb Rental Yield

**+6.1%**

Current Median Price: \$534,000  
 Current Median Rent: \$630  
 Based on 19 registered House rentals compared over the last 12 months.

# Median Weekly Rents (Units)



### Suburb Sale Price Growth

N/A

### Suburb Rental Yield

N/A

# MOIL - Properties For Rent

Median Rental Price

**\$400 /w**

Based on 11 recorded Unit rentals within the last 12 months (Oct '22 - Sep '23)

Based on a rolling 12 month period and may differ from calendar year statistics

Rental Yield

N/A

Number of Rentals

**11**

Based on a rolling 12 month period and may differ from calendar year statistics

