Suburb flyover report

MARRARA (HOUSE)

PREPARED BY: MATT ENGLUND , RAY WHITE NIGHTCLIFF

MARRARA - Suburb Map

Prepared on 29/04/2019 by Matt Englund , +61 417 866 821 at Ray White Nightcliff. © Property Data Solutions Pty Ltd 2019 (pricefinder.com.au)

The materials are provided as an information source only. © NT Department of Infrastructure, Planning and Environment April/2019.

MARRARA - Sales Statistics (Houses)

Year	# Sales	Median	Growth	Low	High
2001	12	$ 269,000	0.0 %	$ 199,000	$ 387,000
2002	29	$ 285,000	5.9 %	$ 208,000	$ 435,000
2003	19	$ 330,000	15.8 %	$ 204,000	$ 465,000
2004	26	$ 372,500	12.9 %	$ 2,600	$ 560,000
2005	17	$ 455,000	22.1 %	$ 190,000	$ 600,000
2006	18	$ 550,000	20.9 %	$ 365,000	$ 731,000
2007	17	$ 590,000	7.3 %	$ 421,000	$ 875,000
2008	10	$ 567,500	-3.8 %	$ 460,000	$ 855,000
2009	8	$ 637,500	12.3 %	$ 576,000	$ 780,000
2010	19	$ 650,000	2.0 %	$ 382,000	$ 1,700,000
2011	13	$ 650,000	0.0 %	$ 500,000	$ 850,000
2012	14	$ 774,500	19.2 %	$ 585,000	$ 955,000
2013	15	$ 826,500	6.7 %	$ 375,000	$ 1,825,000
2014	8	$ 805,000	-2.6 %	$ 350,000	$ 1,040,000
2015	7	$ 820,000	1.9 %	$ 750,000	$ 900,000
2016	10	$ 620,000	-24.4 %	$ 550,000	$ 1,050,000
2017	9	$ 695,000	12.1 %	$ 565,000	$ 790,000
2018	12	$ 611,000	-12.1 %	$ 500,000	$ 825,000
2019	4	$ 610,000	-0.2 %	$ 530,000	$ 675,000

Median Sale Price

$685k

Based on 9 recorded House sales within the last 12 months (Apr '18 - Mar '19)

Based on a rolling 12 month period and may differ from calendar year statistics

Suburb Growth

+9.3%

Current Median Price: $685,000
Previous Median Price: $627,000

Based on 20 recorded House sales compared over the last two rolling 12 month periods

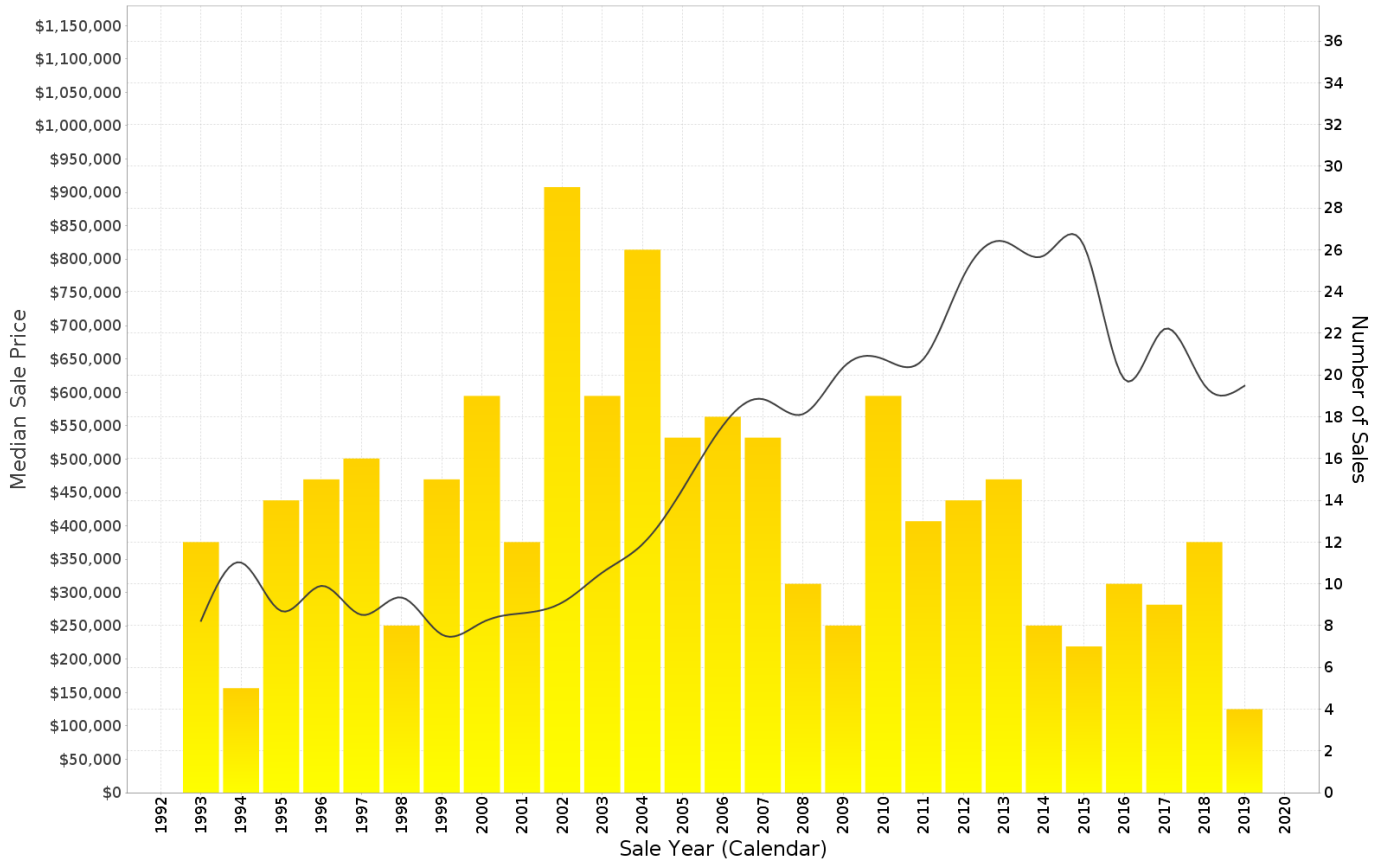

Prepared on 29/04/2019 by Matt Englund , +61 417 866 821 at Ray White Nightcliff. © Property Data Solutions Pty Ltd 2019 (pricefinder.com.au)
The materials are provided as an information source only. © NT Department of Infrastructure, Planning and Environment April/2019.

MARRARA - Peak Selling Periods

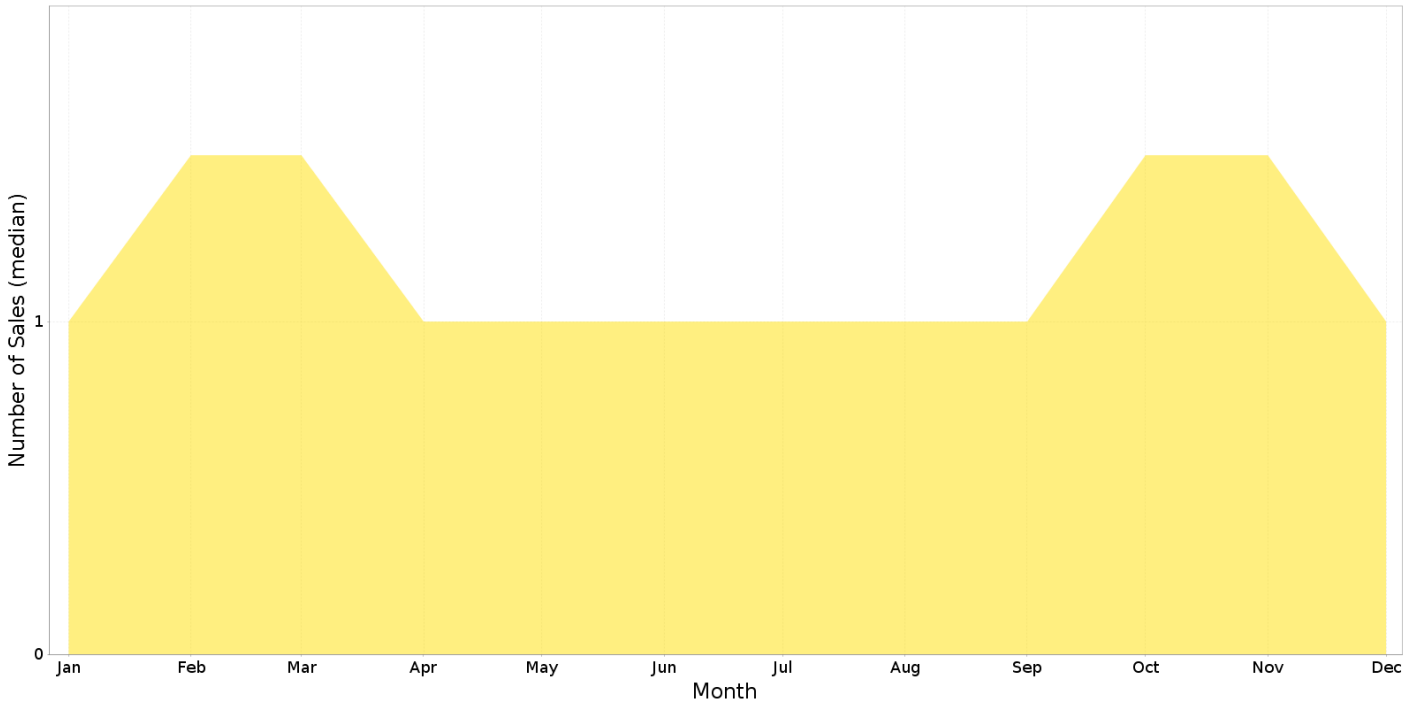

MARRARA - Price Range Segments

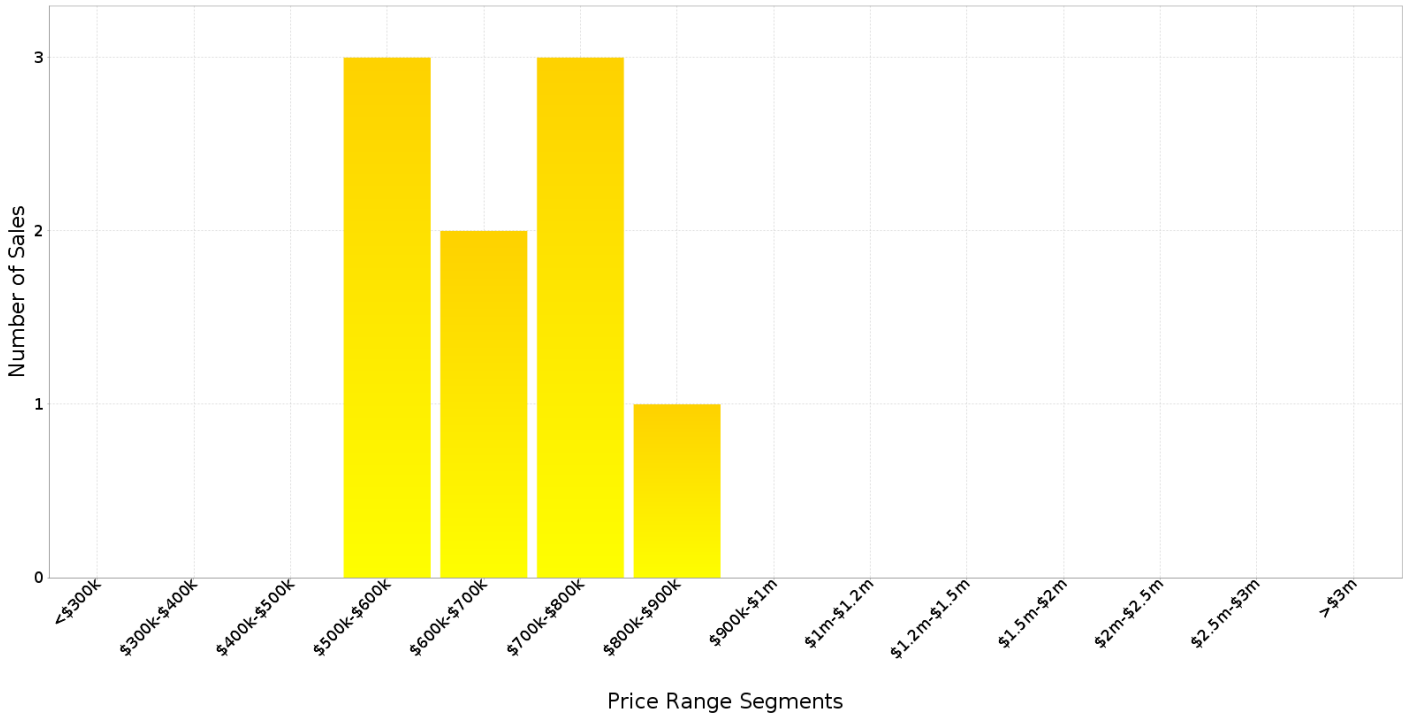

Prepared on 29/04/2019 by Matt Englund , +61 417 866 821 at Ray White Nightcliff. © Property Data Solutions Pty Ltd 2019 (pricefinder.com.au)

The materials are provided as an information source only. © NT Department of Infrastructure, Planning and Environment April/2019.

Median Weekly Rents (Houses)

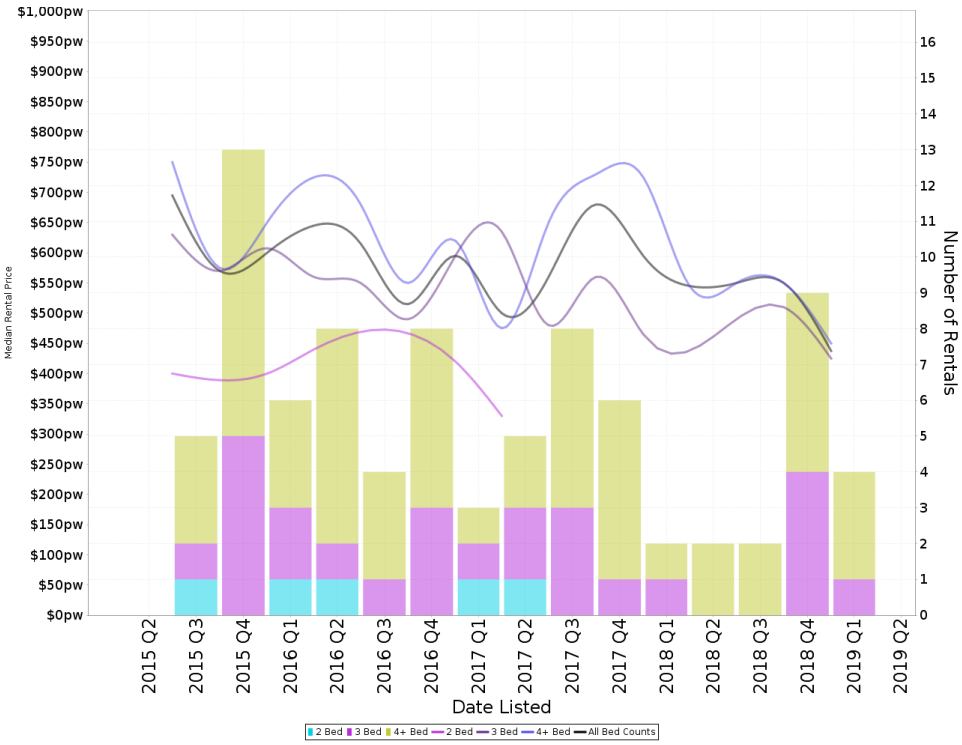

Suburb Sale Price Growth

+9.3%

Current Median Price: $685,000
Previous Median Price: $627,000
Based on 20 registered House sales compared over the last two rolling 12 month periods.

Suburb Rental Yield

+4.5%

Current Median Price: $685,000
Current Median Rent: $590
Based on 24 registered House rentals compared over the last 12 months.

Median Weekly Rents (Units)

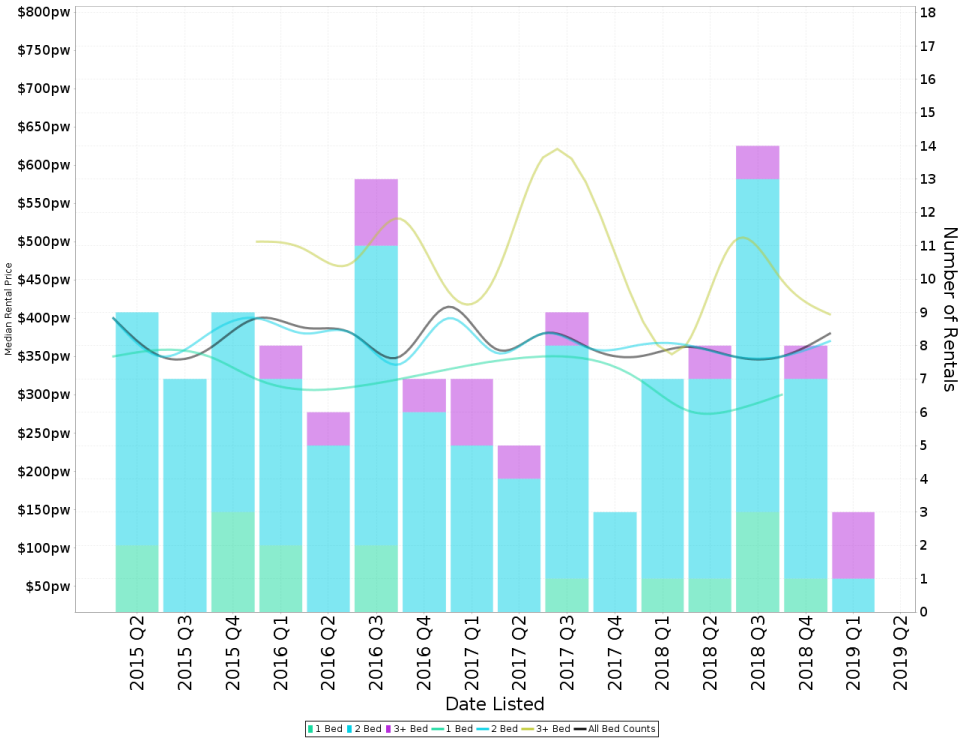

Suburb Sale Price Growth

+2.0%

Current Median Price: $300,000
Previous Median Price: $294,000
Based on 24 registered Unit sales compared over the last two rolling 12 month periods.

Suburb Rental Yield

+6.8%

Current Median Price: $300,000
Current Median Rent: $390
Based on 33 registered Unit rentals compared over the last 12 months.

Prepared on 29/04/2019 by Matt Englund , +61 417 866 821 at Ray White Nightcliff. © Property Data Solutions Pty Ltd 2019 (pricefinder.com.au)
The materials are provided as an information source only. © NT Department of Infrastructure, Planning and Environment April/2019.

MARRARA - Recently Sold Properties

Median Sale Price

$685k

Based on 9 recorded House sales within the last 12 months (Apr '18 - Mar '19)

Based on a rolling 12 month period and may differ from calendar year statistics

Suburb Growth

+9.3%

Current Median Price: $685,000
Previous Median Price: $627,000

Based on 20 recorded House sales compared over the last two rolling 12 month periods

Sold Properties

9

Based on recorded House sales within the 12 months (Apr '18 - Mar '19)

Based on a rolling 12 month period and may differ from calendar year statistics

20 AUGUSTA DR

10 SUNNINGDALE CRT

8 LAKES CRES

56 CARNOUSTIE CCT



2 PINEHURST CRT



6 PINEHURST CRT

Prepared on 29/04/2019 by Matt Englund , +61 417 866 821 at Ray White Nightcliff. © Property Data Solutions Pty Ltd 2019 (pricefinder.com.au)
The materials are provided as an information source only. © NT Department of Infrastructure, Planning and Environment April/2019.

MARRARA - Properties For Rent

Median Rental Price

$590 /w

Based on 24 recorded House rentals within the last 12 months (Apr '18 - Mar '19)

Based on a rolling 12 month period and may differ from calendar year statistics

Rental Yield

+4.5%

Current Median Price: $685,000
Current Median Rent: $590

Based on 9 recorded House sales and 24 House rentals compared over the last 12 months

Number of Rentals

24

Based on recorded House rentals within the last 12 months (Apr '18 - Mar '19)

Based on a rolling 12 month period and may differ from calendar year statistics

60 CARNOUSTIE CIRCUIT

9 WENTWORTH COURT



3 GRANGE COURT

12 KARRINYUP PLACE

Prepared on 29/04/2019 by Matt Englund , +61 417 866 821 at Ray White Nightcliff. © Property Data Solutions Pty Ltd 2019 (pricefinder.com.au)
The materials are provided as an information source only. © NT Department of Infrastructure, Planning and Environment April/2019.