

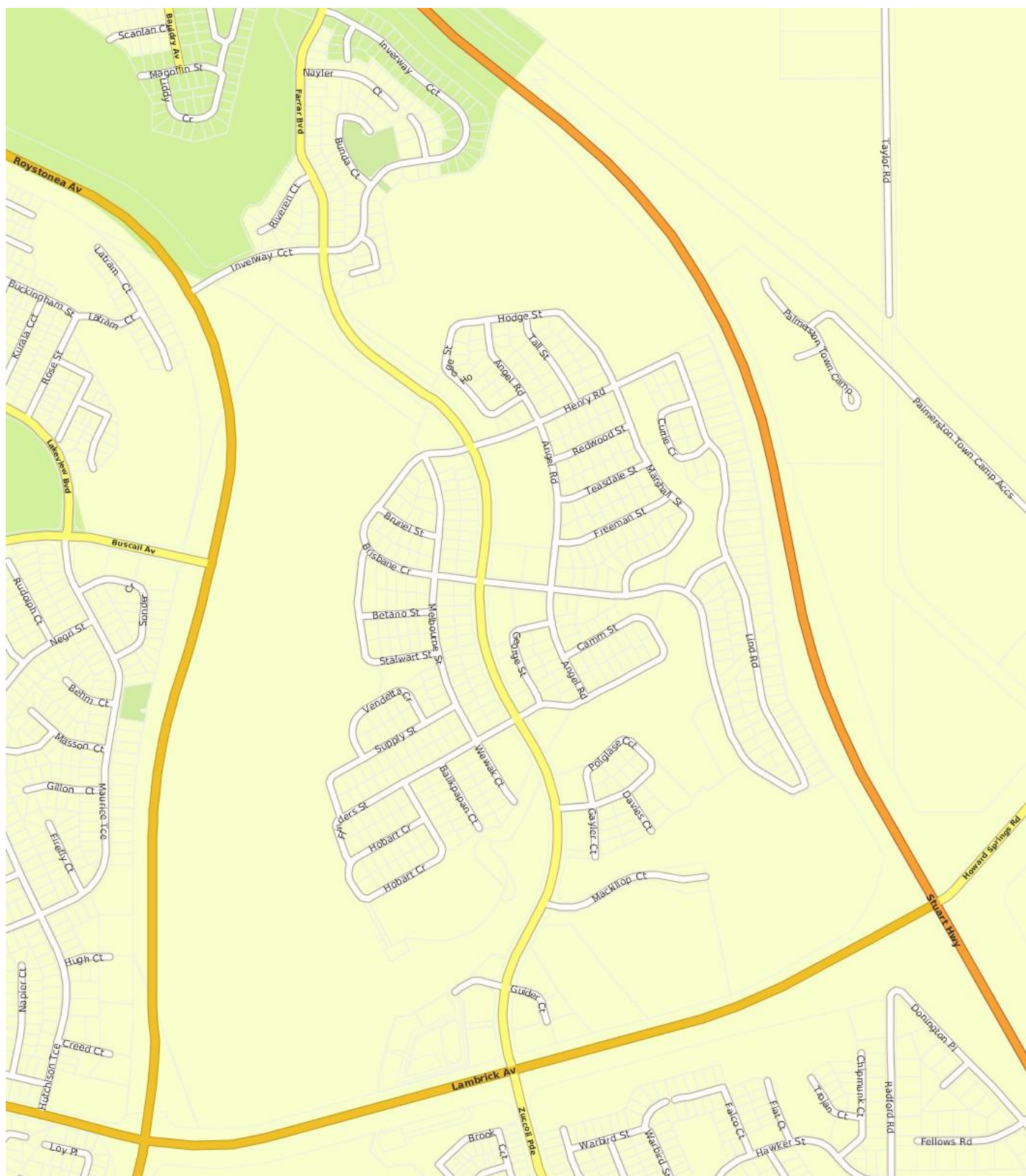
Suburb flyover report



JOHNSTON (UNIT)

PREPARED BY: DEMI LOLIAS , RAY WHITE NIGHTCLIFF

JOHNSTON - Suburb Map



JOHNSTON - Sales Statistics (Units)

Year	# Sales	Median	Growth	Low	High
2011	1	\$ 3,000,000	0.0 %	\$ 3,000,000	\$ 3,000,000
2012	34	\$ 372,500	-87.6 %	\$ 260,000	\$ 1,440,000
2013	78	\$ 408,500	9.7 %	\$ 48,300	\$ 1,075,000
2014	79	\$ 440,000	7.7 %	\$ 212,500	\$ 1,800,000
2015	111	\$ 470,000	6.8 %	\$ 71,400	\$ 2,260,000
2016	19	\$ 505,000	7.4 %	\$ 320,000	\$ 1,030,000
2017	11	\$ 410,000	-18.8 %	\$ 65,700	\$ 1,350,000
2018	7	\$ 325,000	-20.7 %	\$ 280,000	\$ 2,150,000
2019	2	\$ 299,500	-7.8 %	\$ 299,000	\$ 300,000

Median Sale Price

\$295k

Based on 6 recorded Unit sales within the last 12 months (Financial Year 2019)

Based on a rolling 12 month period and may differ from calendar year statistics

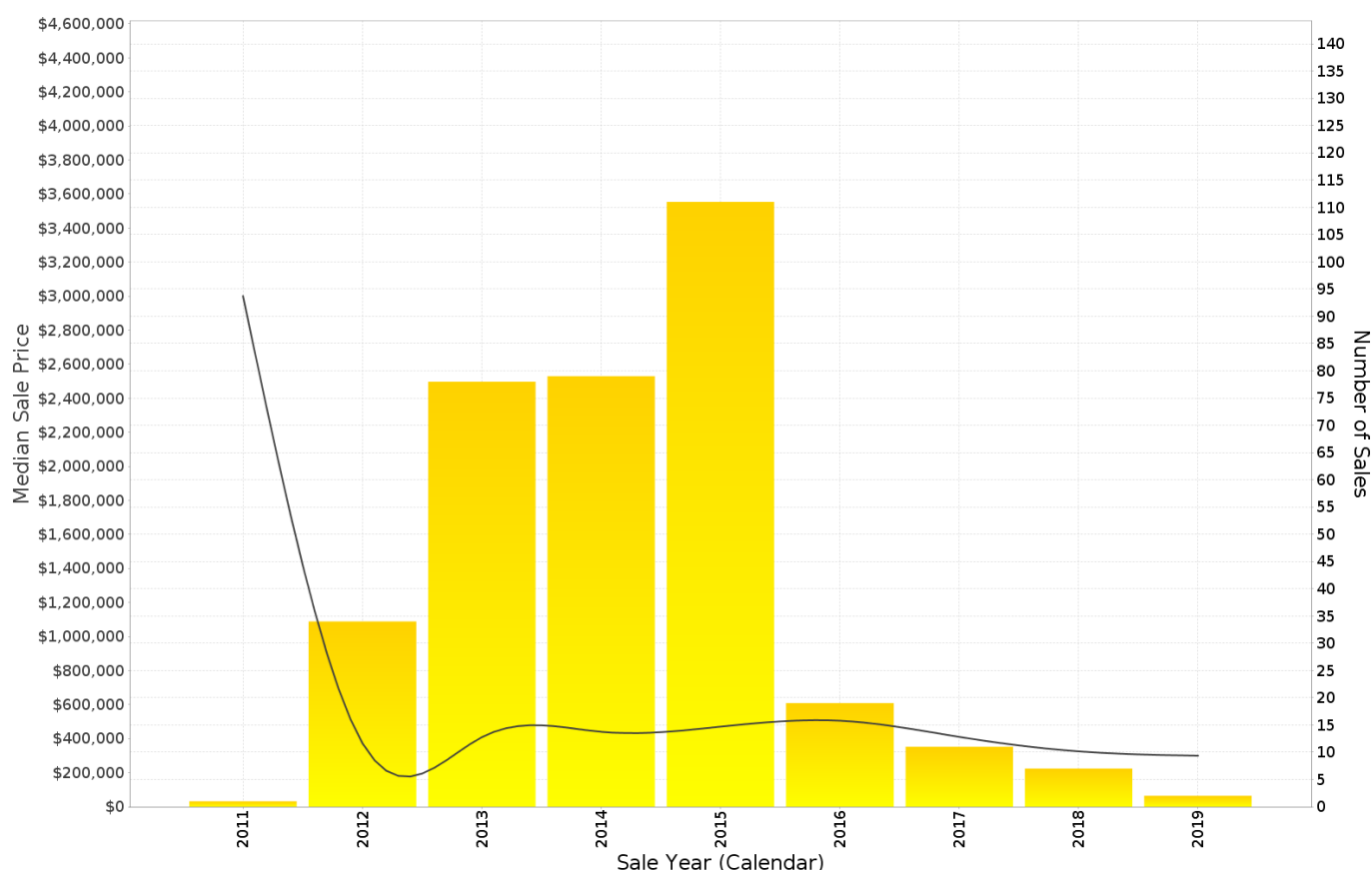
Suburb Growth

-20.3%

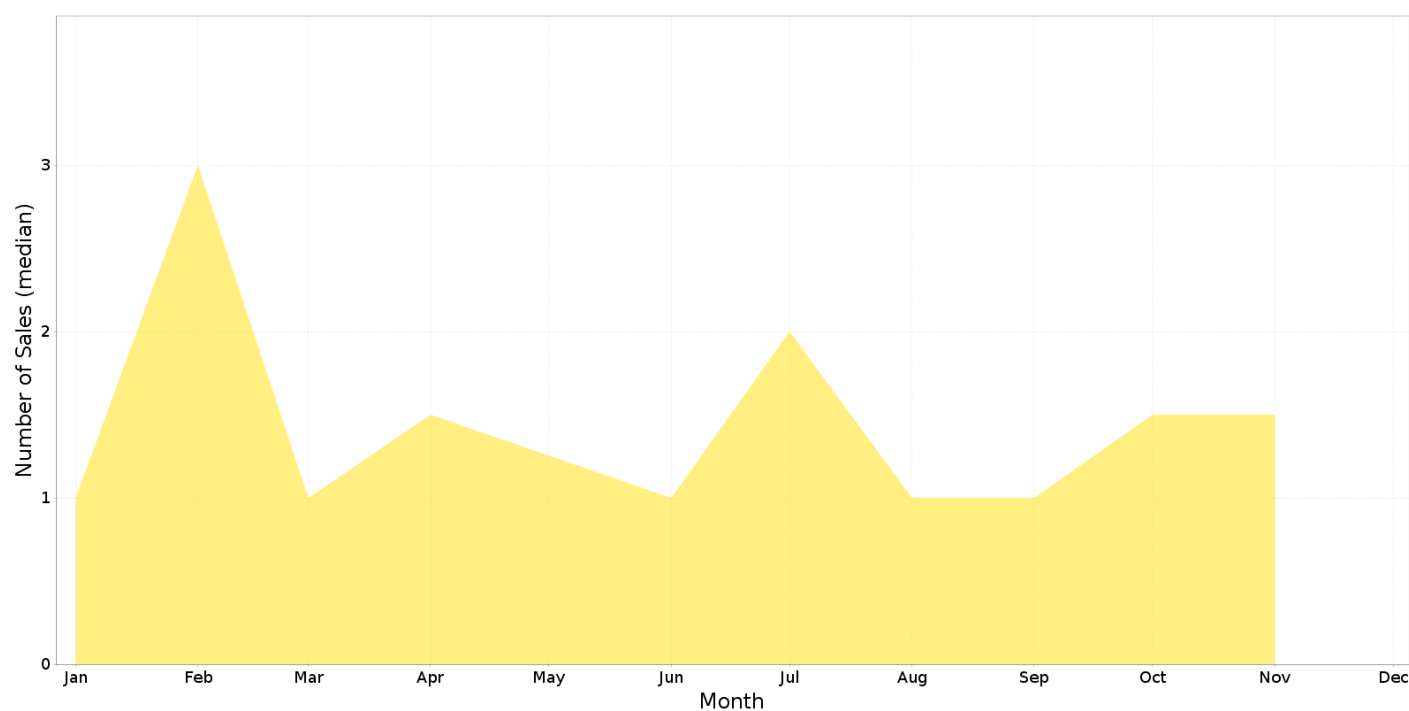
Current Median Price: \$295,000

Previous Median Price: \$370,000

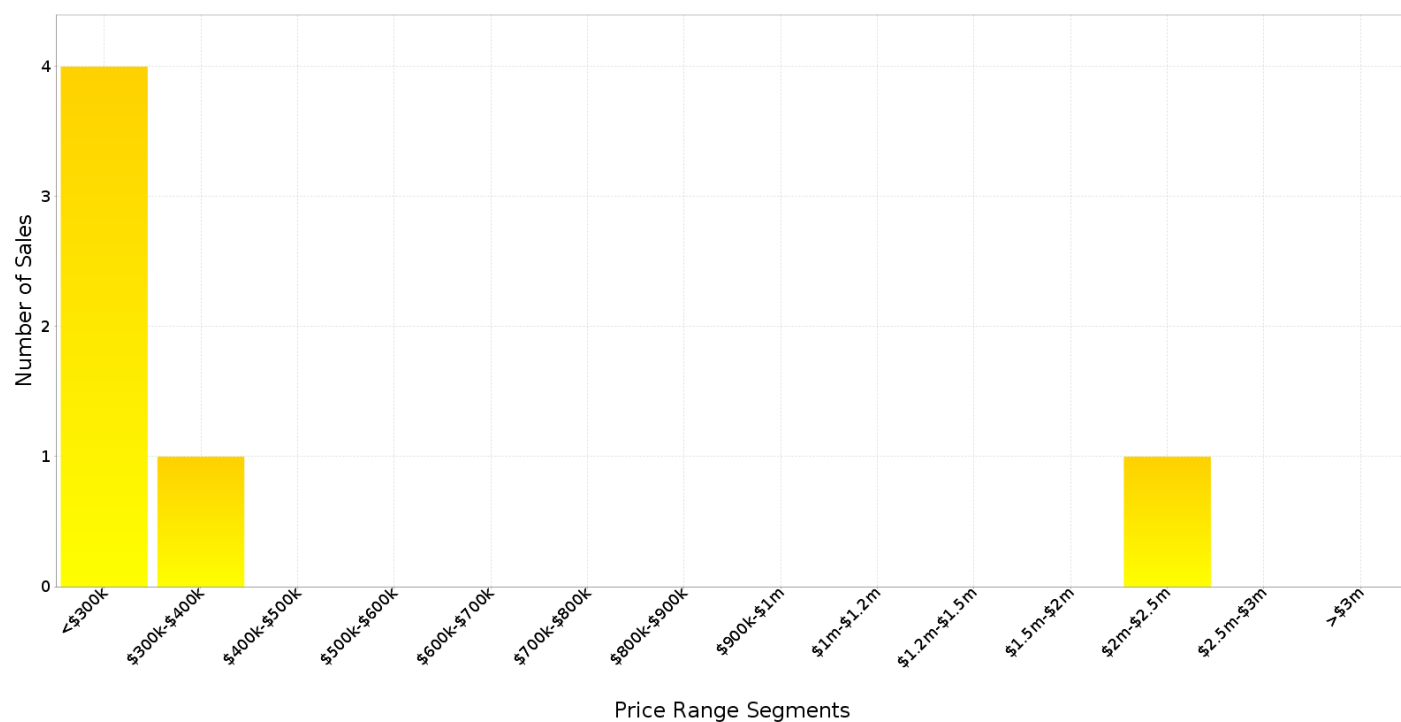
Based on 12 recorded Unit sales compared over the last two rolling 12 month periods



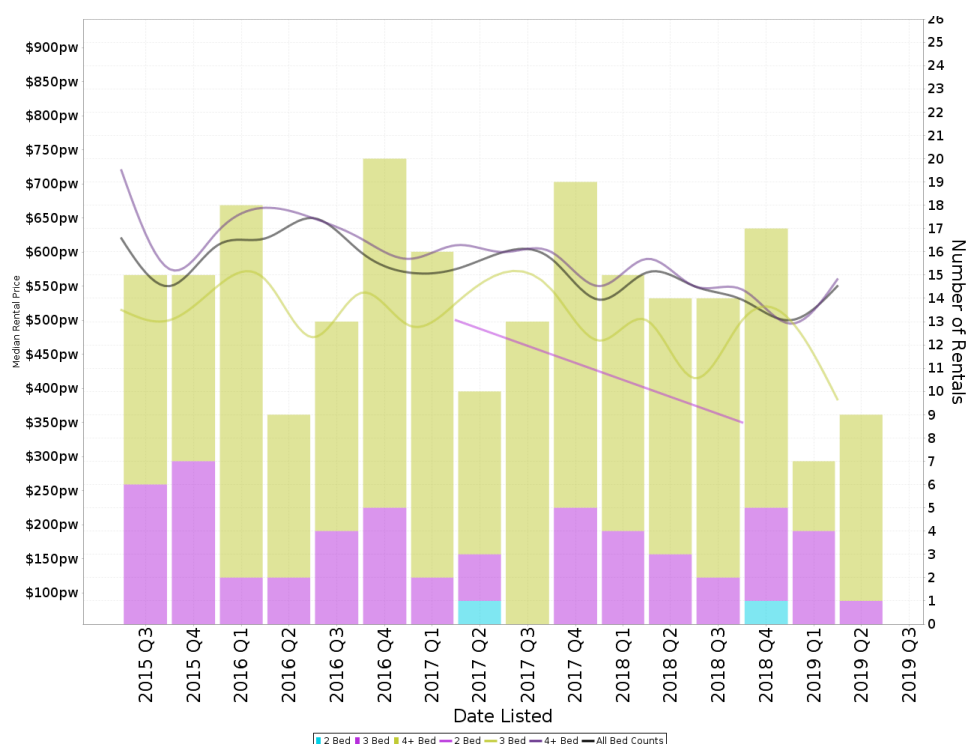
JOHNSTON - Peak Selling Periods



JOHNSTON - Price Range Segments



Median Weekly Rents (Houses)



Suburb Sale Price Growth

+5.1%

Current Median Price: \$571,250
Previous Median Price: \$543,500

Based on 36 registered House sales compared over the last two rolling 12 month periods.

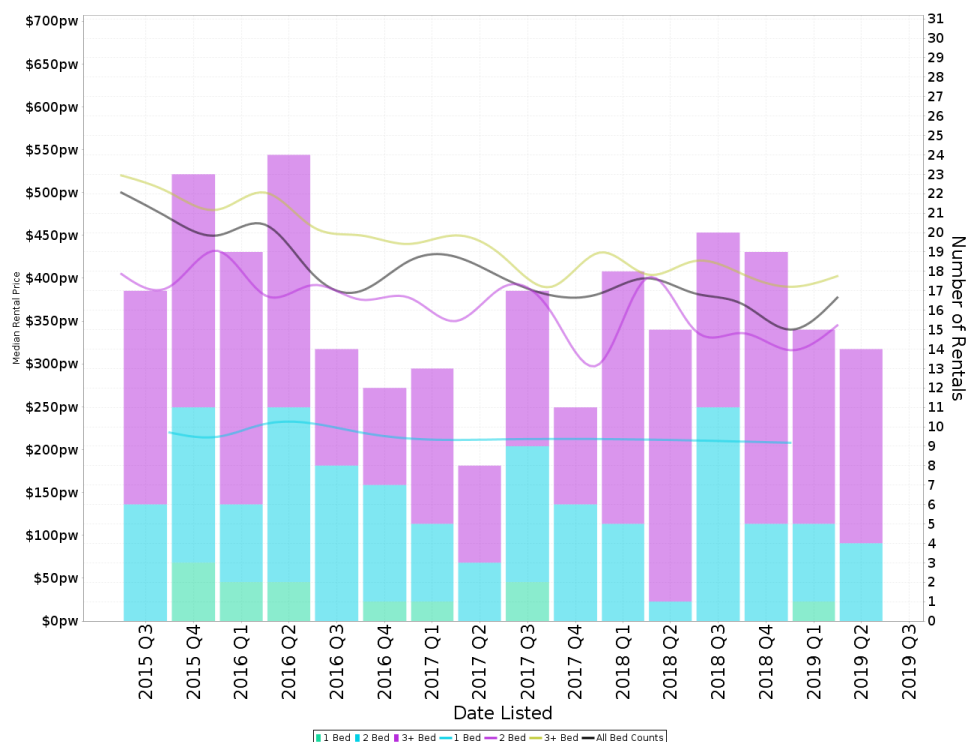
Suburb Rental Yield

+5.5%

Current Median Price: \$571,250
Current Median Rent: \$600

Based on 57 registered House rentals compared over the last 12 months.

Median Weekly Rents (Units)



Suburb Sale Price Growth

-20.3%

Current Median Price: \$295,000
Previous Median Price: \$370,000

Based on 12 registered Unit sales compared over the last two rolling 12 month periods.

Suburb Rental Yield

+8.3%

Current Median Price: \$295,000
Current Median Rent: \$470

Based on 83 registered Unit rentals compared over the last 12 months.

JOHNSTON - Recently Sold Properties

Median Sale Price

\$295k

Based on 6 recorded Unit sales within the last 12 months (Financial Year 2019)

Based on a rolling 12 month period and may differ from calendar year statistics

Suburb Growth

-20.3%

Current Median Price: \$295,000
Previous Median Price: \$370,000

Based on 12 recorded Unit sales compared over the last two rolling 12 month periods

Sold Properties

6

Based on recorded Unit sales within the 12 months (Financial Year 2019)

Based on a rolling 12 month period and may differ from calendar year statistics



JOHNSTON - Properties For Rent

Median Rental Price

\$470 /w

Based on 83 recorded Unit rentals within the last 12 months (Financial Year 2019)

Based on a rolling 12 month period and may differ from calendar year statistics

Rental Yield

+8.3%

Current Median Price: \$295,000
Current Median Rent: \$470

Based on 6 recorded Unit sales and 83 Unit rentals compared over the last 12 months

Number of Rentals

83

Based on recorded Unit rentals within the last 12 months (Financial Year 2019)

Based on a rolling 12 month period and may differ from calendar year statistics

5303/2 BRISBANE STREET

\$400 \$400

Aug 2019 2 Days

5,113 m² 3 2 2

19/15 HODGE STREET

\$380 per week

Aug 2019 9 Days

227 m² 2 2 2

1202/2 BRISBANE STREET

\$360 \$360

Aug 2019 15 Days

5,113 m² 3 2 2

104/250 FARRAR BOULEVARD

\$330

Aug 2019 28 Days

144 m² 2 2 2

501/250 FARRAR BOULEVARD

\$340 \$340

Jul 2019 47 Days

144 m² 2 2 2

1102/2 BRISBANE CRESCENT

\$350 \$350

Jul 2019 57 Days

5,113 m² 3 2 2

6/2 GUIDER COURT

\$420.00 \$420

Jun 2019 68 Days

345 m² 3 3 2

2/15 HODGE STREET

\$385 per week

Jun 2019 74 Days

227 m² 2 2 2

6/1 BRISBANE CRESCENT

\$290 per week

May 2019 85 Days

1,953 m² 3 1 1

3/1 BRISBANE CRESCENT

\$250 per week

1,953 m² 3 1 1

100% RENTED
Apr 2019
105 Days

1 FREEMAN

\$350.00

251 m² 2 2 2

100% RENTED
Apr 2019
105 Days

2/151 LIND ROAD

\$400 per week

1,614 m² 3 2 2

100% RENTED
Mar 2019
105 Days

14/8 CAMM STREET

\$350 per week

283 m² 3 2 2

100% RENTED
Apr 2019
105 Days

4201/2 BRISBANE CRESCENT

\$262 per week

5,113 m² 2 2 2

100% RENTED
Apr 2019
105 Days

4/2 GUIDER COURT

\$370 per week

345 m² 2 2 2

100% RENTED
Apr 2019
105 Days

1104/2 BRISBANE CRESCENT

1 week free

5,113 m² 2 2 2

100% RENTED
Apr 2019
105 Days

10/4 GAYLER STREET

\$500 Fully

3,836 m² 3 2 2

100% RENTED
Apr 2019
105 Days

3203/2 BRISBANE CRESCENT

\$300 per week

5,113 m² 2 2 2

100% RENTED
Apr 2019
105 Days

2/5 TEASDALE STREET

\$440 per week

844 m² 3 2 2

100% RENTED
Apr 2019
105 Days

3/26 LIND ROAD

\$345 per week

218 m² 3 2 2

100% RENTED
Apr 2019
105 Days

4/3 TARAKAN COURT

\$290 per week

4,505 m² 3 2 2

100% RENTED
Mar 2019
146 Days