

Suburb flyover report



BERRIMAH (HOUSE)

PREPARED BY: DEMI LOLIAS , RAY WHITE NIGHTCLIFF

BERRIMAH - Suburb Map



BERRIMAH - Sales Statistics (Houses)

Year	# Sales	Median	Growth	Low	High
2009	1	\$ 1,900,000	0.0 %	\$ 1,900,000	\$ 1,900,000
2010	0				
2011	0				
2012	0				
2013	11	\$ 1,228,150	0.0 %	\$ 757,900	\$ 2,231,625
2014	13	\$ 939,510	-23.5 %	\$ 541,200	\$ 1,401,400
2015	4	\$ 686,400	-26.9 %	\$ 543,950	\$ 1,001,220
2016	0				
2017	2	\$ 1,479,275	0.0 %	\$ 858,550	\$ 2,100,000
2018	15	\$ 327,000	-77.9 %	\$ 3,740	\$ 374,000
2019	2	\$ 275,000	-15.9 %	\$ 260,000	\$ 290,000

Median Sale Price

\$170k

Based on 2 recorded House sales within the last 12 months (Financial Year 2019)

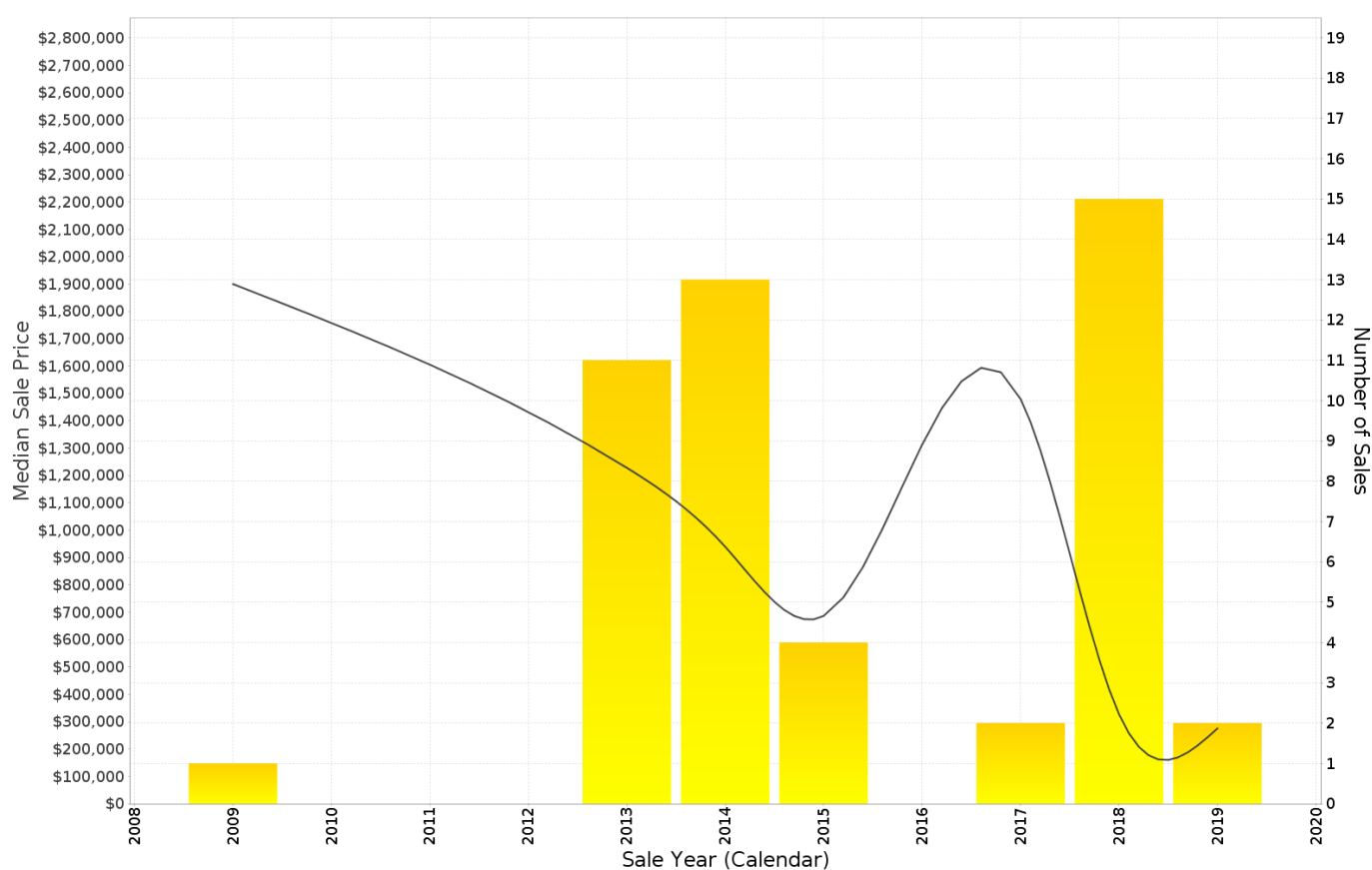
Based on a rolling 12 month period and may differ from calendar year statistics

Suburb Growth

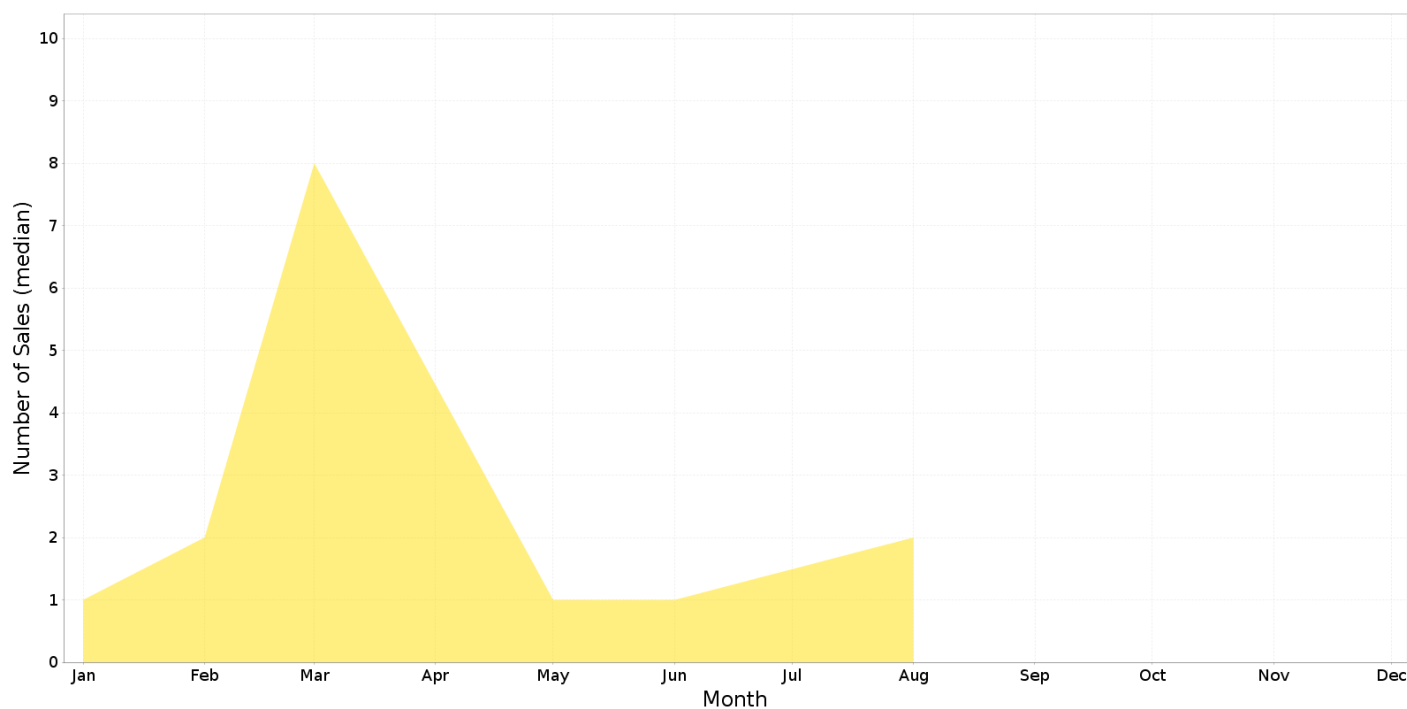
-47.9%

Current Median Price: \$170,370
Previous Median Price: \$327,000

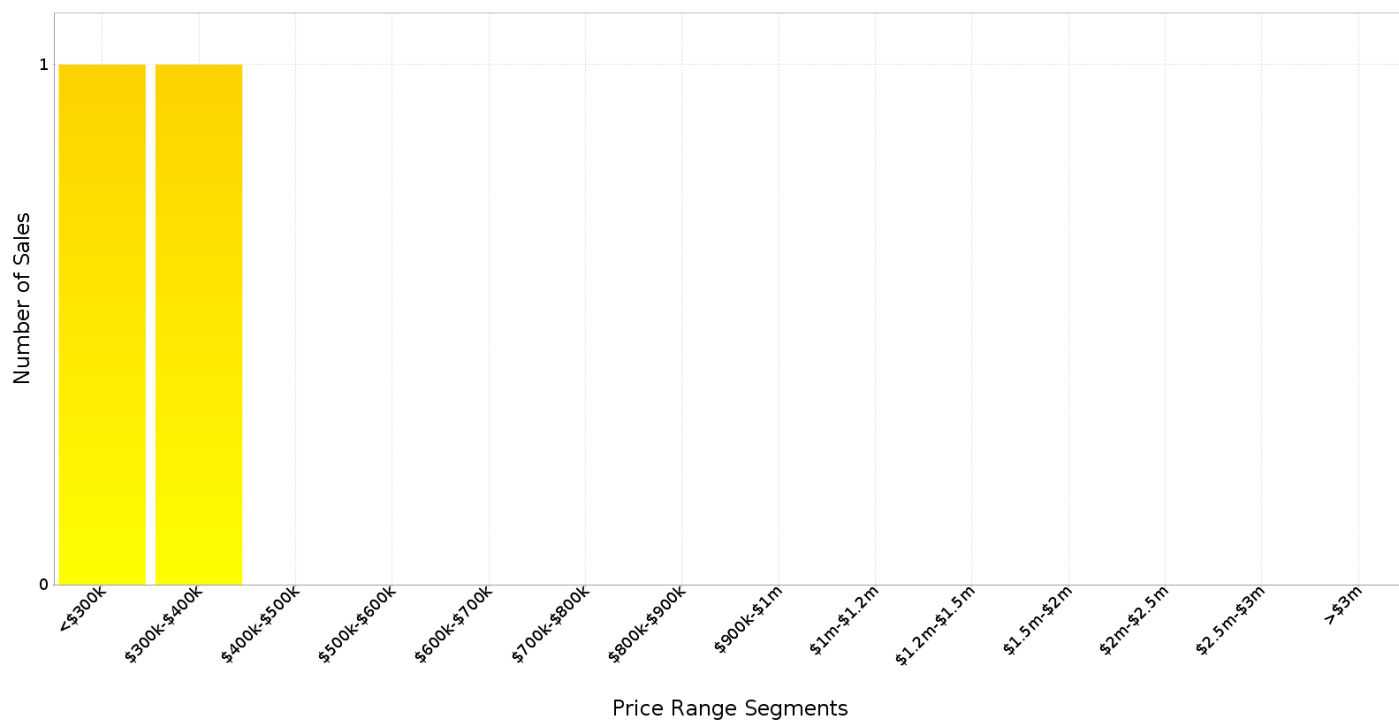
Based on 15 recorded House sales compared over the last two rolling 12 month periods



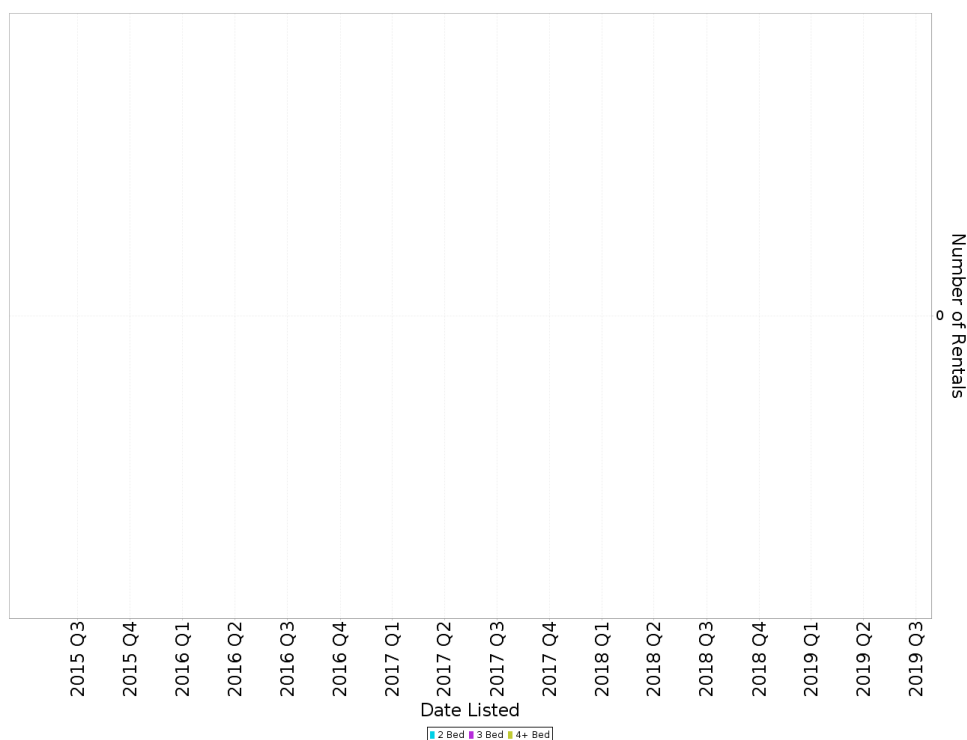
BERRIMAH - Peak Selling Periods



BERRIMAH - Price Range Segments



Median Weekly Rents (Houses)



Suburb Sale Price Growth

-47.9%

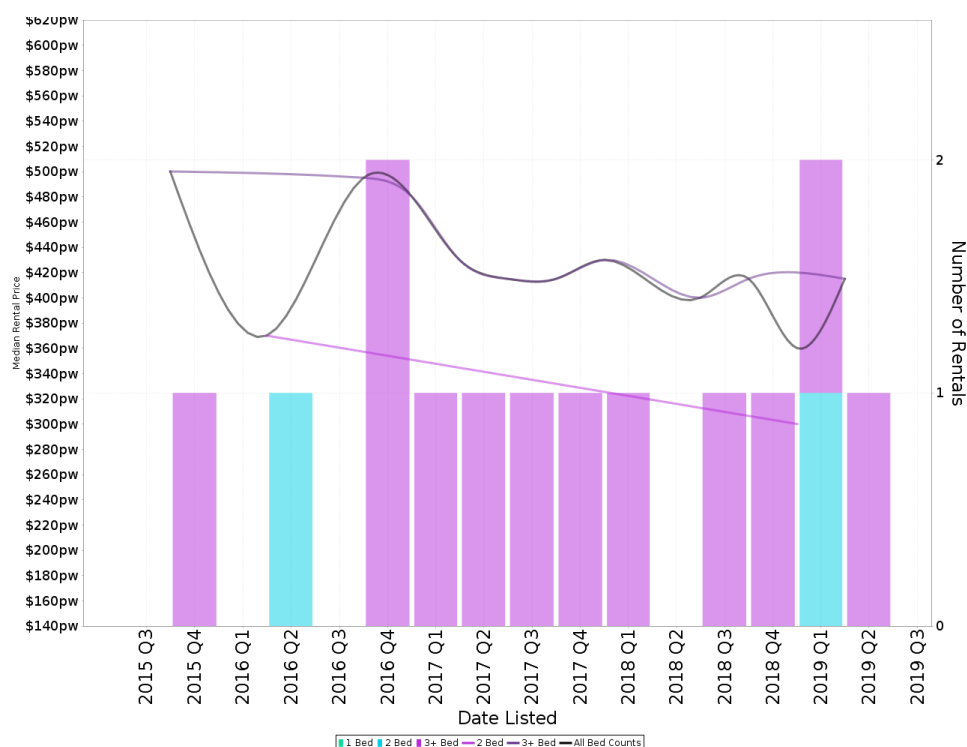
Current Median Price: \$170,370
Previous Median Price: \$327,000

Based on 15 registered House sales compared over the last two rolling 12 month periods.

Suburb Rental Yield

N/A

Median Weekly Rents (Units)



Suburb Sale Price Growth

-3.6%

Current Median Price: \$271,000
Previous Median Price: \$281,000

Based on 64 registered Unit sales compared over the last two rolling 12 month periods.

Suburb Rental Yield

+8.3%

Current Median Price: \$271,000
Current Median Rent: \$435

Based on 2 registered Unit rentals compared over the last 12 months.

BERRIMAH - Recently Sold Properties

Median Sale Price

\$170k

Based on 2 recorded House sales within the last 12 months (Financial Year 2019)

Based on a rolling 12 month period and may differ from calendar year statistics

Suburb Growth

-47.9%

Current Median Price: \$170,370
Previous Median Price: \$327,000

Based on 15 recorded House sales compared over the last two rolling 12 month periods

Sold Properties

2

Based on recorded House sales within the 12 months (Financial Year 2019)

Based on a rolling 12 month period and may differ from calendar year statistics



BERRIMAH - Properties For Rent

Median Rental Price

N/A

Rental Yield

N/A

Number of Rentals

0

Based on a rolling 12 month period and may differ
from calendar year statistics

