

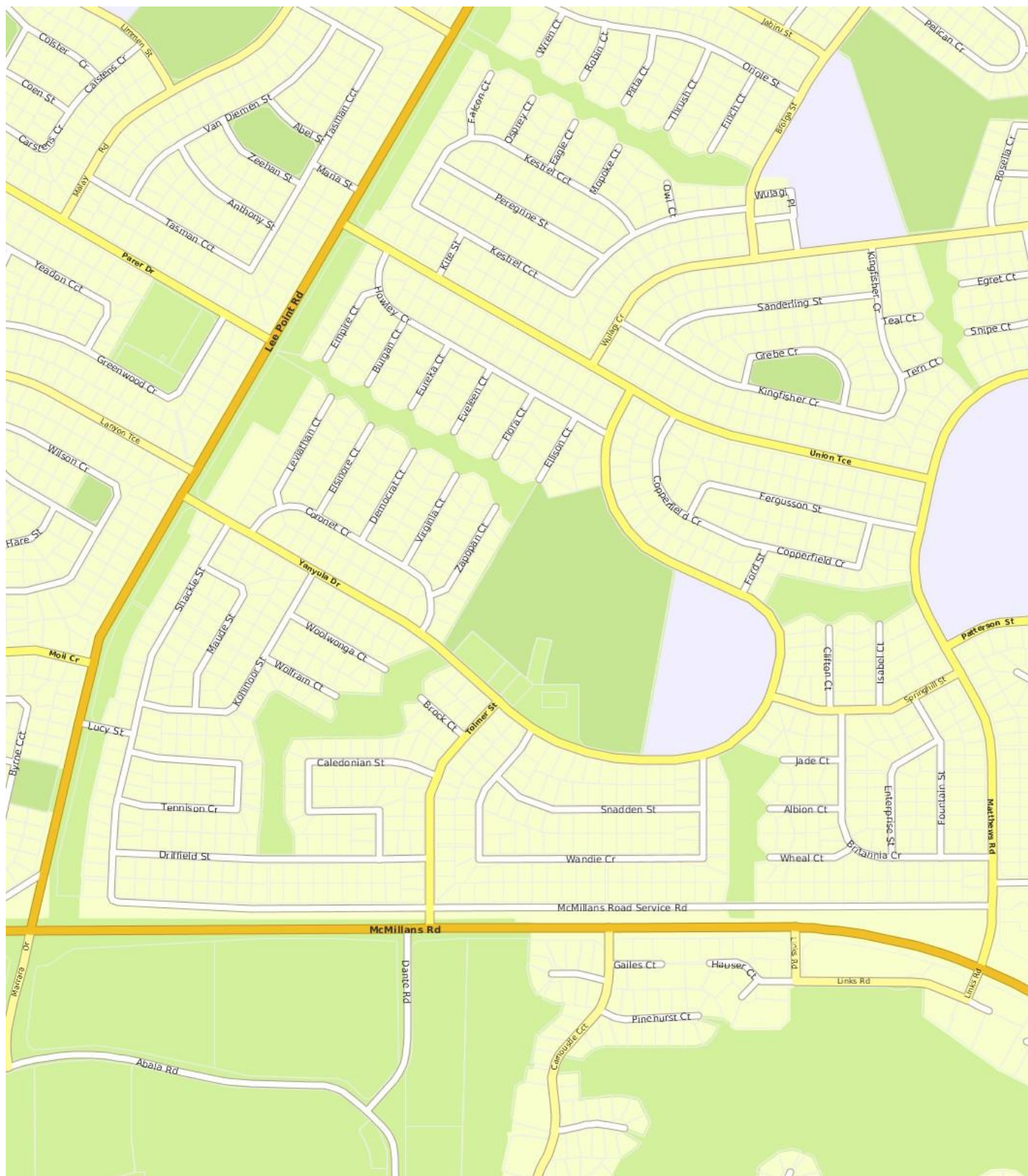
Suburb flyover report



ANULA (HOUSE)

PREPARED BY: DEMI LOLIAS , RAY WHITE NIGHTCLIFF

ANULA - Suburb Map



ANULA - Sales Statistics (Houses)

Year	# Sales	Median	Growth	Low	High
2001	62	\$ 173,000	0.0 %	\$ 29,000	\$ 262,500
2002	61	\$ 182,000	5.2 %	\$ 11,800	\$ 275,000
2003	60	\$ 197,000	8.2 %	\$ 26,000	\$ 260,000
2004	69	\$ 240,000	21.8 %	\$ 60,580	\$ 340,000
2005	73	\$ 280,000	16.7 %	\$ 2,700	\$ 461,000
2006	59	\$ 350,128	25.0 %	\$ 3,300	\$ 470,000
2007	76	\$ 375,000	7.1 %	\$ 93,840	\$ 610,000
2008	39	\$ 410,000	9.3 %	\$ 86,568	\$ 526,000
2009	39	\$ 490,000	19.5 %	\$ 17,500	\$ 670,000
2010	46	\$ 535,000	9.2 %	\$ 141,000	\$ 675,000
2011	34	\$ 510,000	-4.7 %	\$ 24,250	\$ 605,000
2012	47	\$ 530,000	3.9 %	\$ 240,000	\$ 690,000
2013	44	\$ 570,000	7.5 %	\$ 148,000	\$ 715,000
2014	58	\$ 582,000	2.1 %	\$ 280,000	\$ 730,000
2015	30	\$ 545,000	-6.4 %	\$ 450,000	\$ 740,000
2016	32	\$ 499,000	-8.4 %	\$ 77,310	\$ 657,700
2017	36	\$ 513,750	3.0 %	\$ 250,000	\$ 681,000
2018	30	\$ 450,000	-12.4 %	\$ 207,500	\$ 650,000
2019	11	\$ 420,000	-6.7 %	\$ 4,200	\$ 550,000

Median Sale Price

\$450k

Based on 28 recorded House sales within the last 12 months (Financial Year 2019)

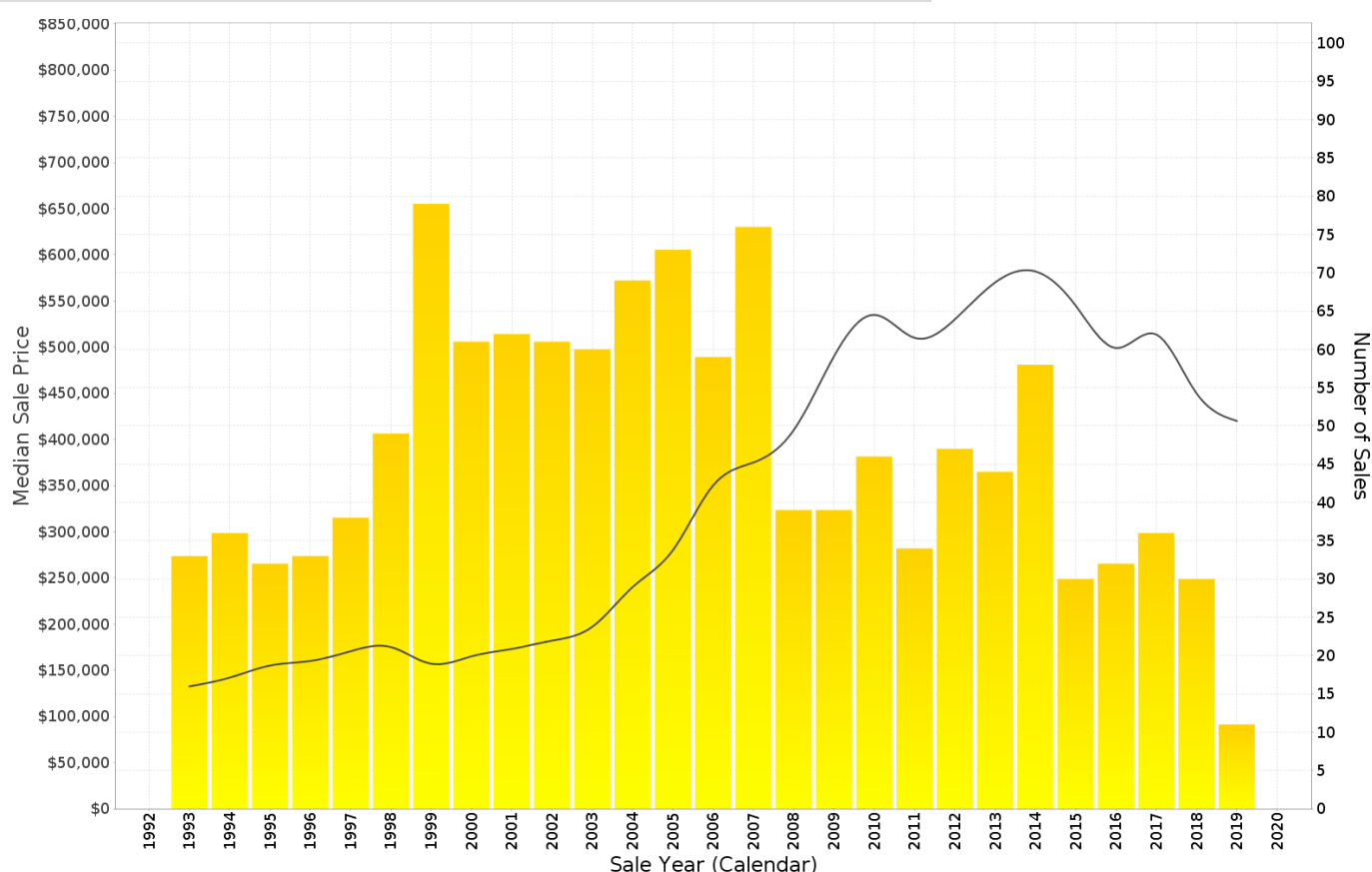
Based on a rolling 12 month period and may differ from calendar year statistics

Suburb Growth

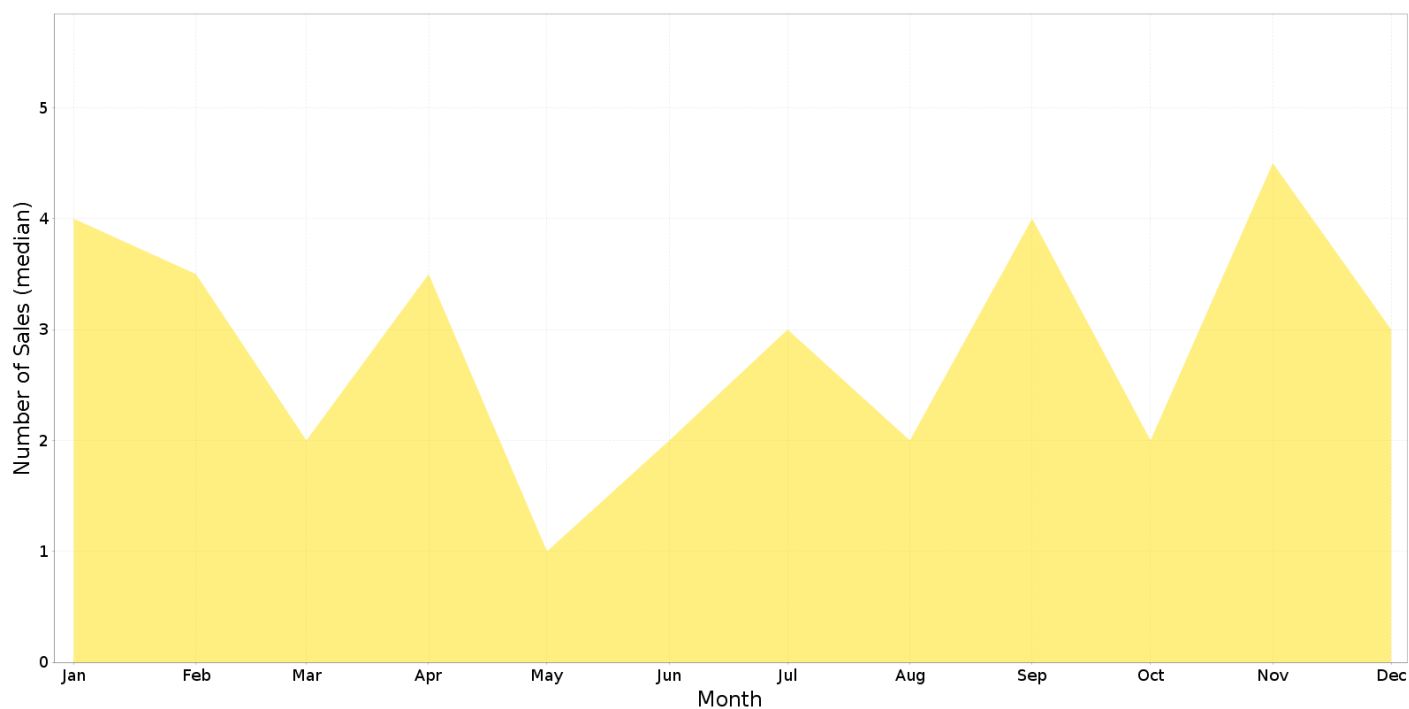
-4.3%

Current Median Price: \$450,000
Previous Median Price: \$470,000

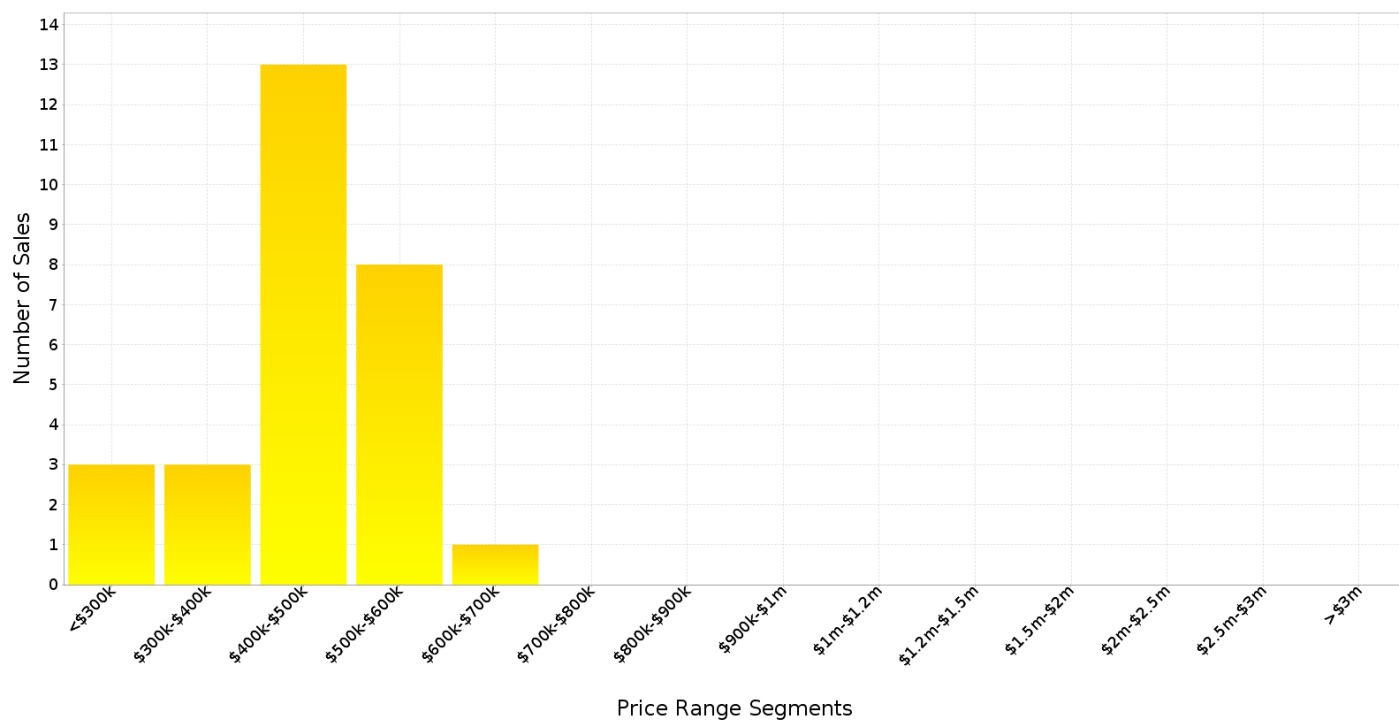
Based on 49 recorded House sales compared over the last two rolling 12 month periods



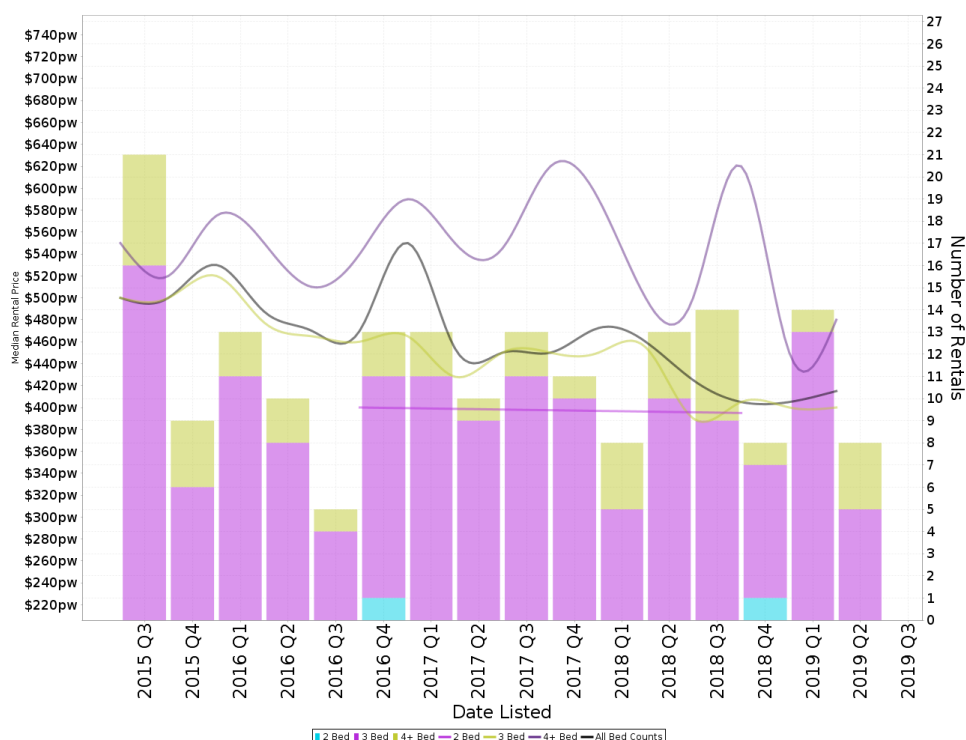
ANULA - Peak Selling Periods



ANULA - Price Range Segments



Median Weekly Rents (Houses)



Suburb Sale Price Growth

-4.3%

Current Median Price: \$450,000
Previous Median Price: \$470,000

Based on 49 registered House sales compared over the last two rolling 12 month periods.

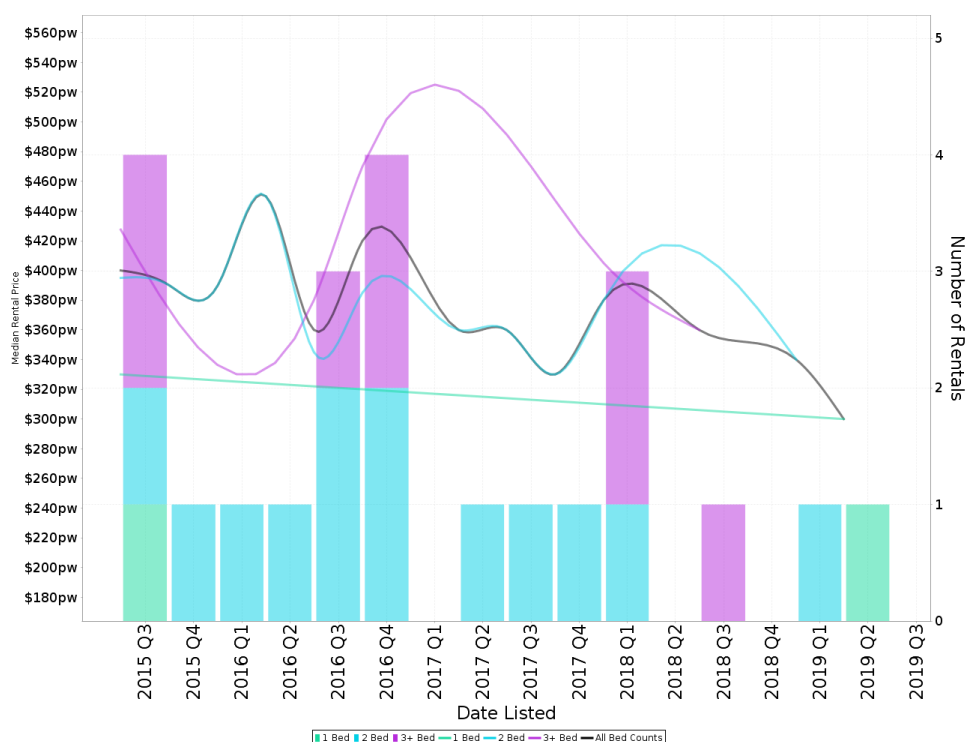
Suburb Rental Yield

+5.8%

Current Median Price: \$450,000
Current Median Rent: \$500

Based on 53 registered House rentals compared over the last 12 months.

Median Weekly Rents (Units)



Suburb Sale Price Growth

N/A

Suburb Rental Yield

N/A

ANULA - Recently Sold Properties

Median Sale Price

\$450k

Based on 28 recorded House sales within the last 12 months (Financial Year 2019)

Based on a rolling 12 month period and may differ from calendar year statistics

Suburb Growth

-4.3%

Current Median Price: \$450,000
Previous Median Price: \$470,000

Based on 49 recorded House sales compared over the last two rolling 12 month periods


Sold Properties

28

Based on recorded House sales within the 12 months (Financial Year 2019)

Based on a rolling 12 month period and may differ from calendar year statistics

13 MATTHEWS RD



\$340,000

817 m² 4 2 2

Sold Aug 2019 35 Days

3 BURGAN CRT




\$325,000

838 m² 3 1 2

Sold Aug 2019 19 Days

4 SNADDEN ST



\$4,200

885 m² - - -

Sold Aug 2019 19 Days

11 DRIFFIELD ST



\$400,000

817 m² 3 1 2

Sold Jun 2019 67 Days

26 BRITANNIA CRES



\$518,000

817 m² 3 2 4

Sold Jun 2019 468 Days

24 WANDIE CRES



\$385,000

877 m² - - -

Sold Jun 2019 19 Days

333 MCMILLANS RD




\$84,498

817 m² - - -

Sold Mar 2019 19 Days

28 WANDIE CRES



\$550,000

817 m² 4 2 4

Sold Mar 2019 19 Days

ANULA - Properties For Rent

Median Rental Price

\$500 /w

Based on 53 recorded House rentals within the last 12 months (Financial Year 2019)

Based on a rolling 12 month period and may differ from calendar year statistics

Rental Yield

+5.8%

Current Median Price: \$450,000
Current Median Rent: \$500

Based on 28 recorded House sales and 53 House rentals compared over the last 12 months


Number of Rentals

53

Based on recorded House rentals within the last 12 months (Financial Year 2019)

Based on a rolling 12 month period and may differ from calendar year statistics

9 WANDIE CRESCENT



\$550.00 \$550

1,554 m² 4 bedrooms 2 bathrooms 2 cars

Aug 2019 19 Days

10 WANDIE CRESCENT




\$375 per week

899 m² 3 bedrooms 1 bathroom 1 car

May 2019 101 Days

10 ENTERPRISE STREET



\$400 per week

745 m² 3 bedrooms 1 bathroom 2 cars

Apr 2019 129 Days

19 SNADDEN STREET



\$410 per week

817 m² 3 bedrooms 1 bathroom 2 cars

Mar 2019 174 Days

9 COPPERFIELD CRESCENT




\$460 per week

850 m² 3 bedrooms 2 bathrooms 4 cars

Mar 2019 174 Days

10 Leviathan Court




\$420 Weekly

820 m² 3 bedrooms 1 bathroom 2 cars

Feb 2019 185 Days

6 BURGAN COURT



\$450 per week

826 m² 4 bedrooms 1 bathroom 2 cars

Feb 2019 193 Days

29 Howley Crescent



\$400 Weekly

810 m² 3 bedrooms 1 bathroom 2 cars

Feb 2019 194 Days