

Woolner Market Snapshot

December 2018

Market Snapshot provided by Matt Englund

SALES BY QUARTER

| YEAR | MAR - MAY | JUN - AUG |
|------|---------------|---------------|
| 2018 | 2 ▼ -33.3% | 3 0.0% |
| 2017 | 3 ▲ +50% | 3 ▼ -57.1% |
| 2016 | 2 | 7 |

MEDIAN HOUSE PRICE

\$0

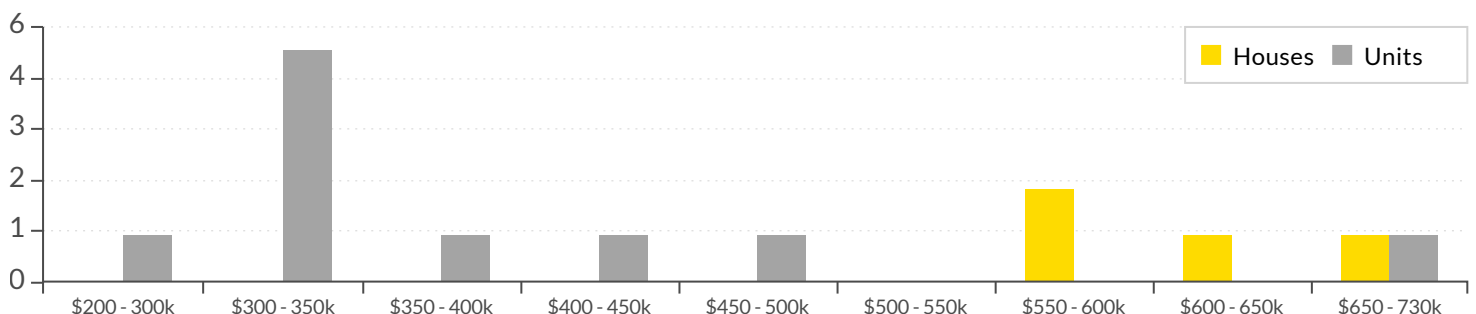
▲ NO CHANGE VS. LAST YEAR

MEDIAN UNIT PRICE

\$345,000

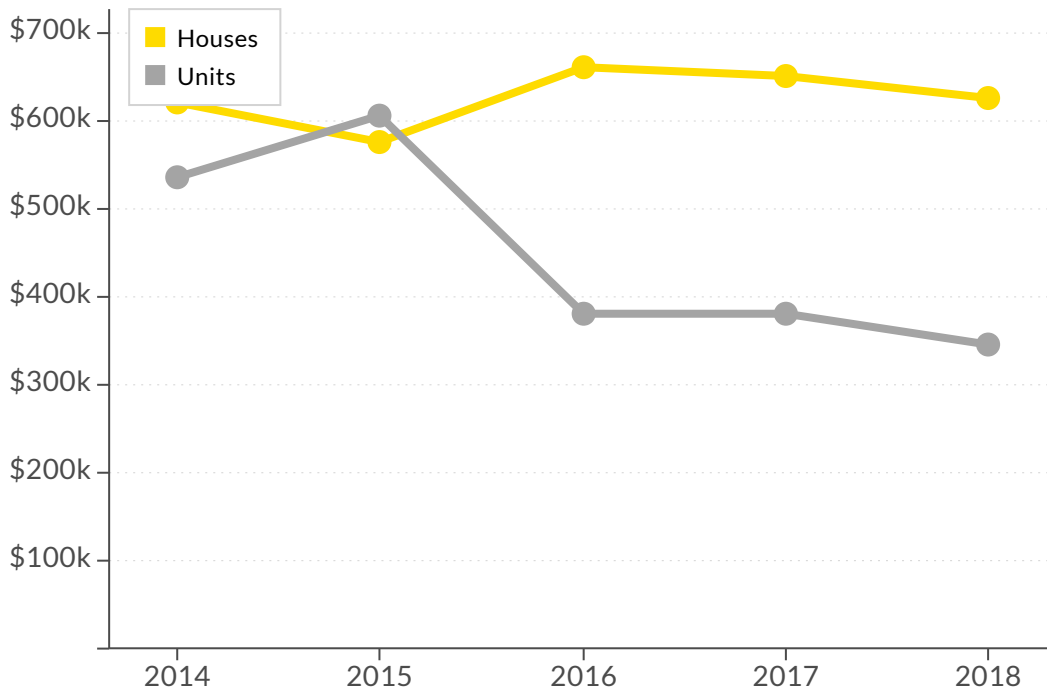
▼ -9.2% CHANGE VS. LAST YEAR

SALES BY PRICE RANGE (SEP 2017 - AUG 2018)



Woolner Market Snapshot December 2018

SOLD MEDIAN PRICE TREND



We hope you found this market update helpful. If you'd like any further information on the market please don't hesitate to get in touch.

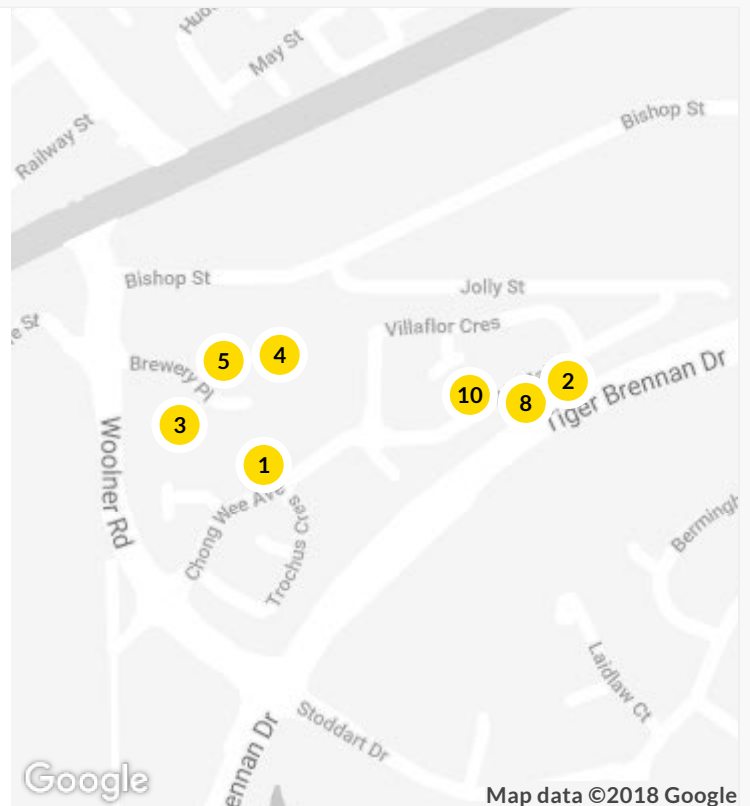
Ray White Nightcliff

0417866821

nightcliff.nt@raywhite.com

RECENT SALES IN WOOLNER

| No. | Street Name | Features | Sold Price |
|-----|---------------------|-------------------------|------------|
| 1 | 11 Chong Wee Avenue | 3 beds, 2 baths, 2 cars | \$260,000 |
| 2 | 26 Ah Mat Street | 4 beds, 2 baths, 2 cars | \$650,000 |
| 3 | 11 Brewery Place | 3 beds, 2 baths, 2 cars | \$385,000 |
| 4 | 5 Brewery Place | 3 beds, 2 baths, 2 cars | \$470,000 |
| 5 | 3 Brewery Place | 2 beds, 2 baths, 2 cars | \$345,000 |
| 6 | 11 Brewery Place | 3 beds, 2 baths, 2 cars | \$345,000 |
| 7 | 5 Brewery Place | 3 beds, 2 baths, 2 cars | \$420,000 |
| 8 | 20 Ah Mat Street | 4 beds, 2 baths, 2 cars | \$575,000 |
| 9 | 11 Chong Wee Avenue | 3 beds, 2 baths, 2 cars | \$335,000 |
| 10 | 11 Ah Mat Street | 3 beds, 2 baths, 2 cars | \$600,000 |



Ray White Nightcliff

22 Stuart Highway | Stuart Park, NT 0820

RBL 1072

0417866821

raywhitenightcliff.com.au