

RayWhite

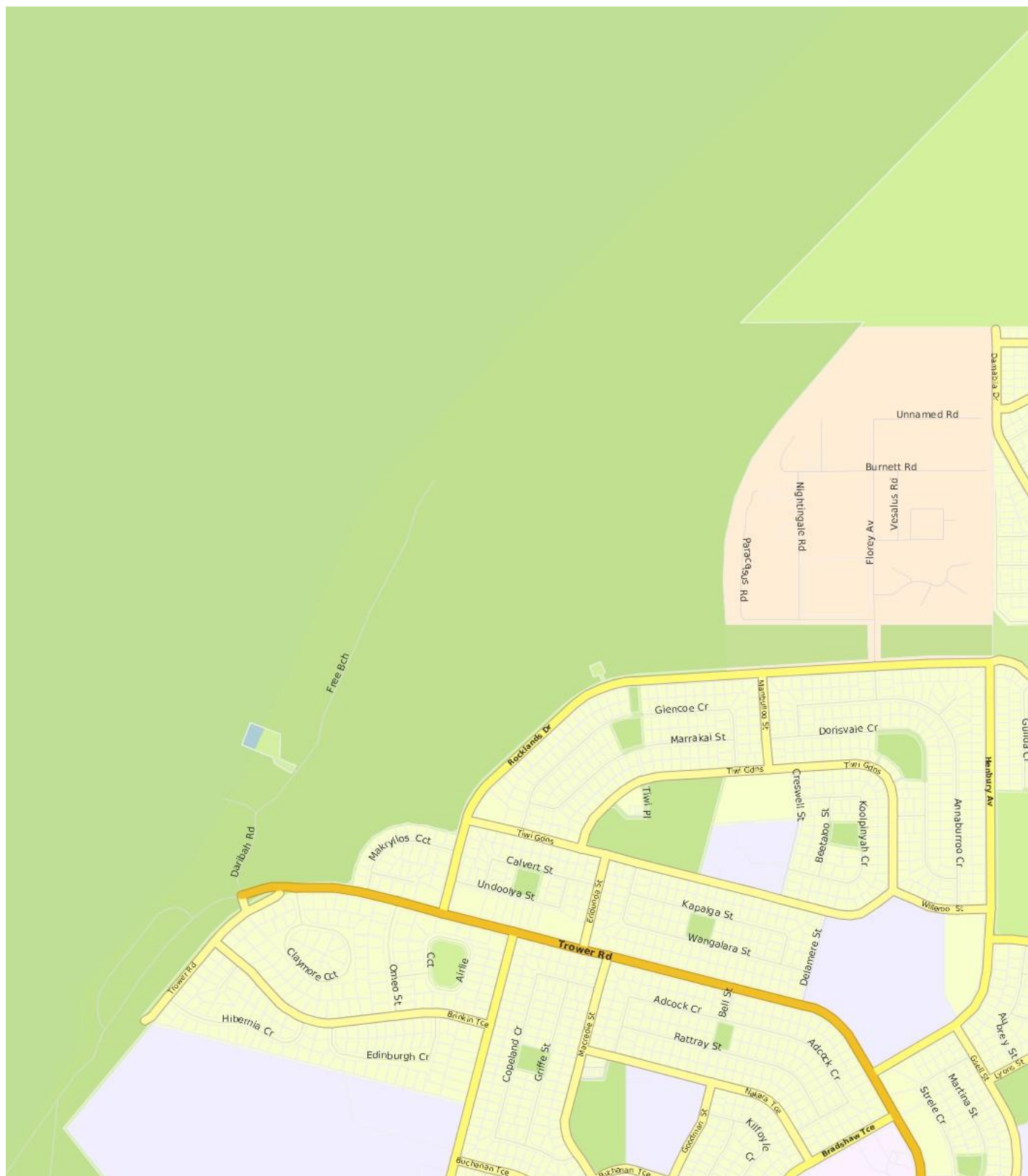
Suburb flyover report



TIWI (UNIT)

PREPARED BY: MATT ENGLUND , RAY WHITE NIGHTCLIFF

TIWI - Suburb Map



TIWI - Sales Statistics (Units)

Year	# Sales	Median	Growth	Low	High
2000	4	\$ 141,500	0.0 %	\$ 120,000	\$ 210,000
2001	6	\$ 129,750	-8.3 %	\$ 105,000	\$ 158,000
2002	3	\$ 120,000	-7.5 %	\$ 120,000	\$ 165,000
2003	10	\$ 140,500	17.1 %	\$ 120,000	\$ 602,000
2004	29	\$ 235,000	67.3 %	\$ 116,000	\$ 262,500
2005	32	\$ 125,000	-46.8 %	\$ 110,000	\$ 290,000
2006	19	\$ 262,000	109.6 %	\$ 120,000	\$ 308,000
2007	12	\$ 274,000	4.6 %	\$ 46,980	\$ 350,000
2008	5	\$ 290,000	5.8 %	\$ 69,960	\$ 355,000
2009	11	\$ 375,000	29.3 %	\$ 269,000	\$ 430,000
2010	17	\$ 360,000	-4.0 %	\$ 300,000	\$ 440,000
2011	5	\$ 455,000	26.4 %	\$ 254,000	\$ 475,000
2012	6	\$ 440,000	-3.3 %	\$ 265,000	\$ 470,000
2013	7	\$ 470,000	6.8 %	\$ 295,000	\$ 540,000
2014	12	\$ 431,000	-8.3 %	\$ 268,500	\$ 500,000
2015	6	\$ 387,500	-10.1 %	\$ 315,000	\$ 476,000
2016	2	\$ 343,750	-11.3 %	\$ 227,500	\$ 460,000
2017	6	\$ 262,500	-23.6 %	\$ 147,500	\$ 406,000
2018	4	\$ 378,750	44.3 %	\$ 355,000	\$ 387,500

Median Sale Price

\$370k

Based on 7 recorded Unit sales within the last 12 months (Financial Year 2018)

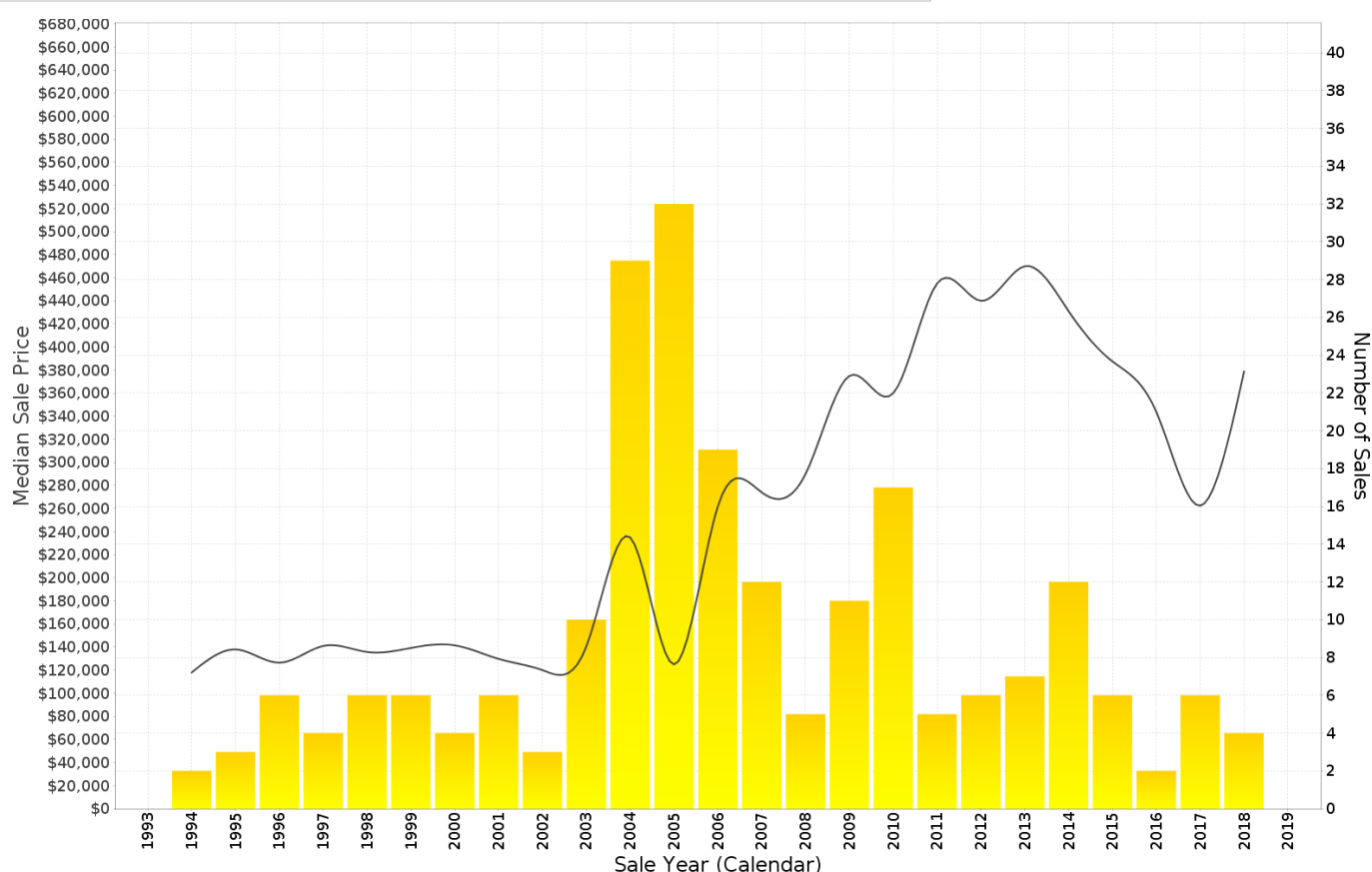
Based on a rolling 12 month period and may differ from calendar year statistics

Suburb Growth

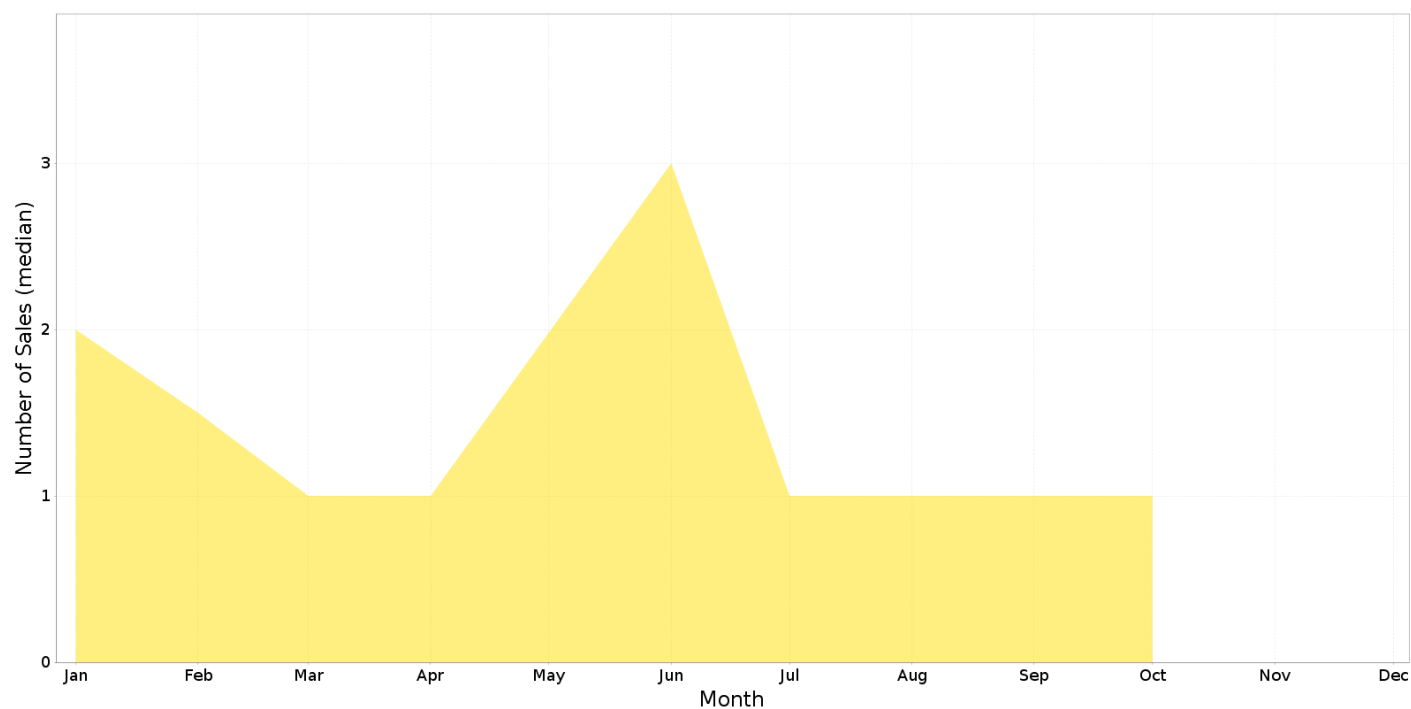
+7.2%

Current Median Price: \$370,000
Previous Median Price: \$345,000

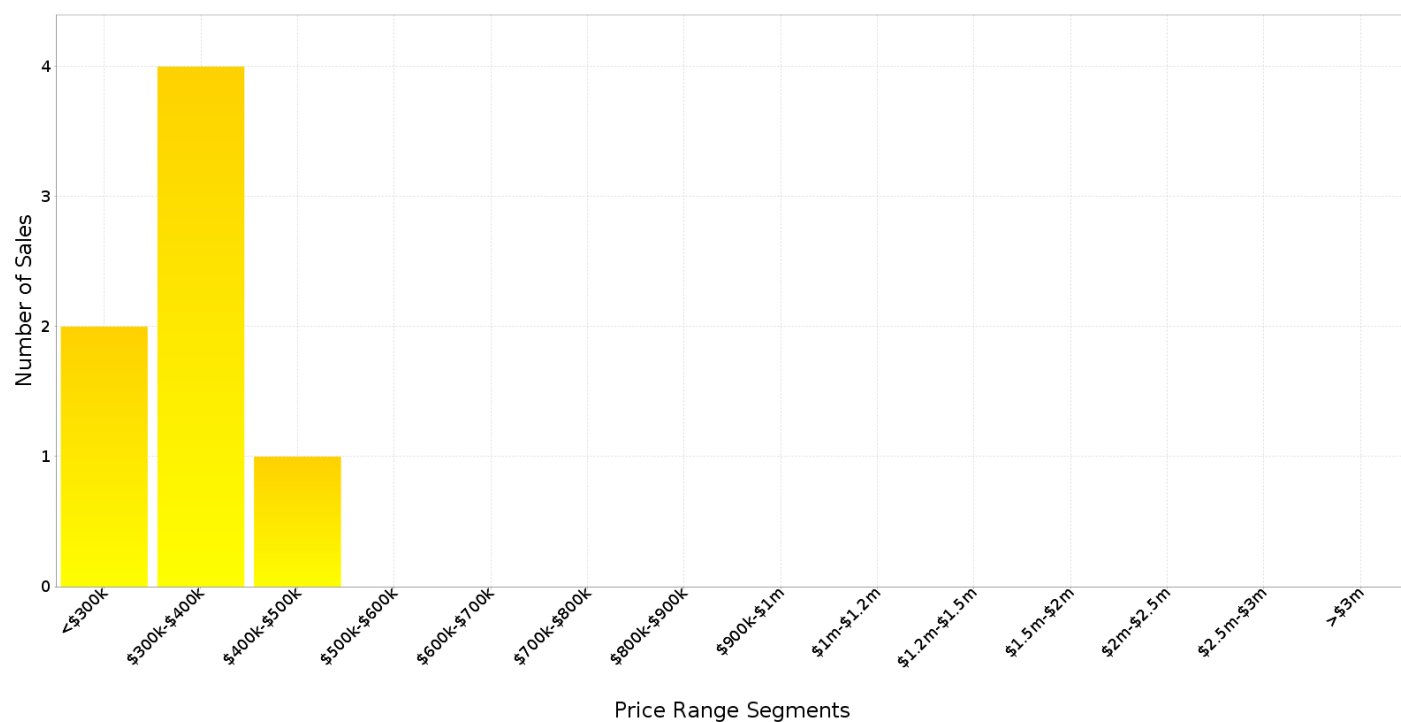
Based on 10 recorded Unit sales compared over the last two rolling 12 month periods



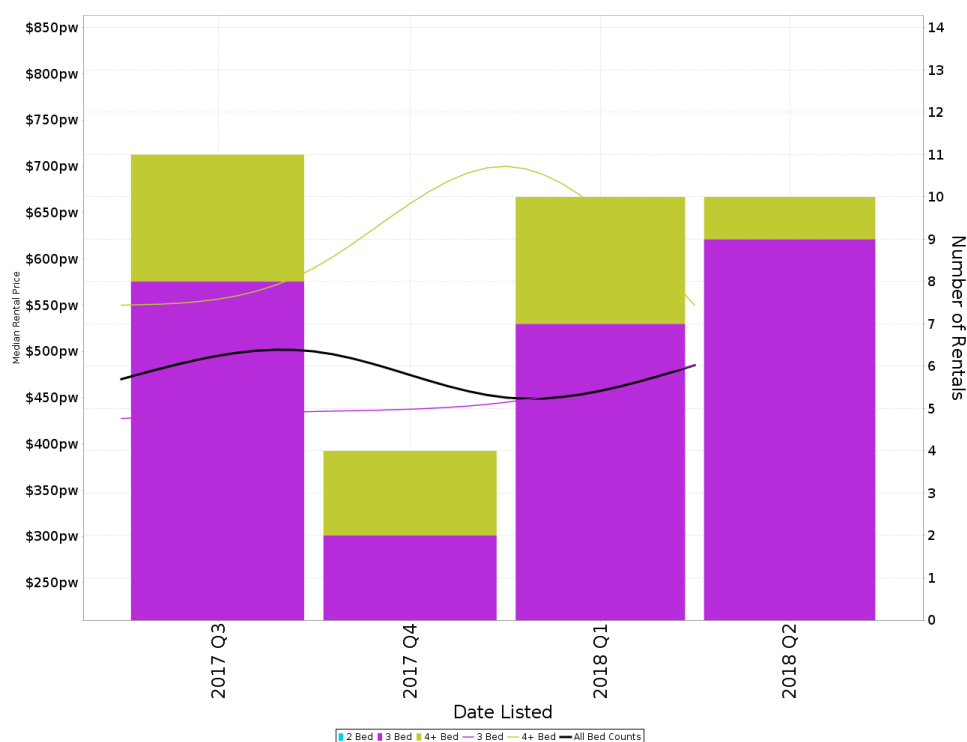
TIWI - Peak Selling Periods



TIWI - Price Range Segments



Median Weekly Rents (Houses)



Suburb Sale Price Growth

-11.3%

Current Median Price: \$470,000
Previous Median Price: \$530,000

Based on 41 registered House sales compared over the last two rolling 12 month periods.

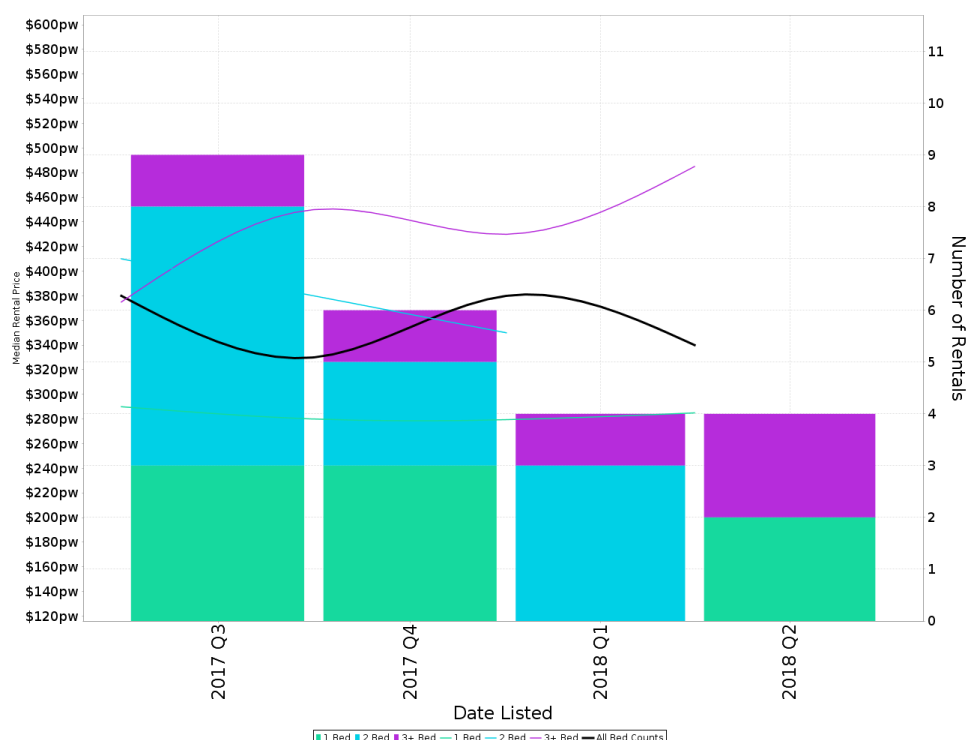
Suburb Rental Yield

+5.2%

Current Median Price: \$470,000
Current Median Rent: \$470

Based on 35 registered House sales compared over the last 12 months.

Median Weekly Rents (Units)



Suburb Sale Price Growth

+7.2%

Current Median Price: \$370,000
Previous Median Price: \$345,000

Based on 10 registered Unit sales compared over the last two rolling 12 month periods.

Suburb Rental Yield

+5.3%

Current Median Price: \$370,000
Current Median Rent: \$375

Based on 23 registered Unit sales compared over the last 12 months.

TIWI - Recently Sold Properties

Median Sale Price

\$370k

Based on 7 recorded Unit sales within the last 12 months (Financial Year 2018)

Based on a rolling 12 month period and may differ from calendar year statistics

Suburb Growth

+7.2%

Current Median Price: \$370,000
Previous Median Price: \$345,000

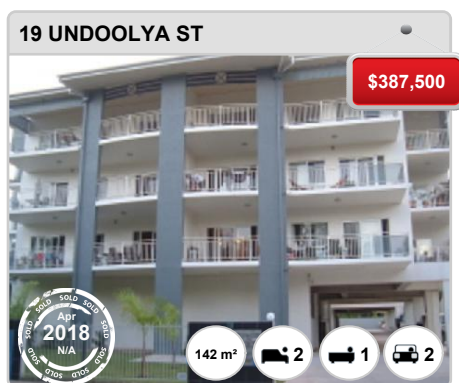
Based on 10 recorded Unit sales compared over the last two rolling 12 month periods

Sold Properties

7

Based on recorded Unit sales within the 12 months (Financial Year 2018)

Based on a rolling 12 month period and may differ from calendar year statistics



TIWI - Properties For Rent

Median Rental Price

\$375 /w

Based on 23 recorded Unit rentals within the last 12 months (Financial Year 2018)

Based on a rolling 12 month period and may differ from calendar year statistics

Rental Yield

+5.3%

Current Median Price: \$370,000
Current Median Rent: \$375

Based on 7 recorded Unit sales and 23 Unit rentals compared over the last 12 months

Number of Rentals

23

Based on recorded Unit rentals within the last 12 months (Financial Year 2018)

Based on a rolling 12 month period and may differ from calendar year statistics

5/19 UNDOOLYA STREET




\$400

141 m² 3 2 2

For Rent: Sep 2018, 4 Days

8/7 ANTONIOS COURT



\$450 per week

226 m² 2 1 2

For Rent: Sep 2018, 9 Days

10/19 UNDOOLYA STREET




\$380

142 m² 2 1 2

For Rent: Aug 2018, 33 Days

24/386 TROWER ROAD



\$290

7,360 m² 1 1 1

For Rent: Jul 2018, 56 Days

4/15 UNDOOLYA STREET




\$340

2 1 1

For Rent: Jul 2018, 63 Days

3/9 ANTONIOS COURT




\$390 per week

3 2 1

For Rent: Apr 2018, 181 Days

14/386 TROWER ROAD




\$290

7,360 m² 1 1 1

For Rent: Apr 2018, 166 Days

16/386 TROWER ROAD




\$270 per week

7,360 m² 1 1 1

For Rent: Nov 2017, 295 Days

5/386 TROWER ROAD



\$290

7,360 m² 1 1 1

For Rent: Oct 2017, 328 Days