

Market Review

Minyama & Parrearra - Jan-Mar, 2015



Market Review

Minyama & Parrearra - Jan-Mar, 2015



The size of this area is approximately 4 square km(s). It has 4 parks covering nearly 105% of the total area.

The population in 2006 was 5826 people. By 2011 the population was 6834 showing a changing population in the area during that time.

The predominant age group in Minyama and Parrearra is 45-54 years.

In 2006, 72.1% of the homes in this area were owner-occupied compared with 68.5% in 2011.

House
Current Median

\$646k

Prior
Median \$600k

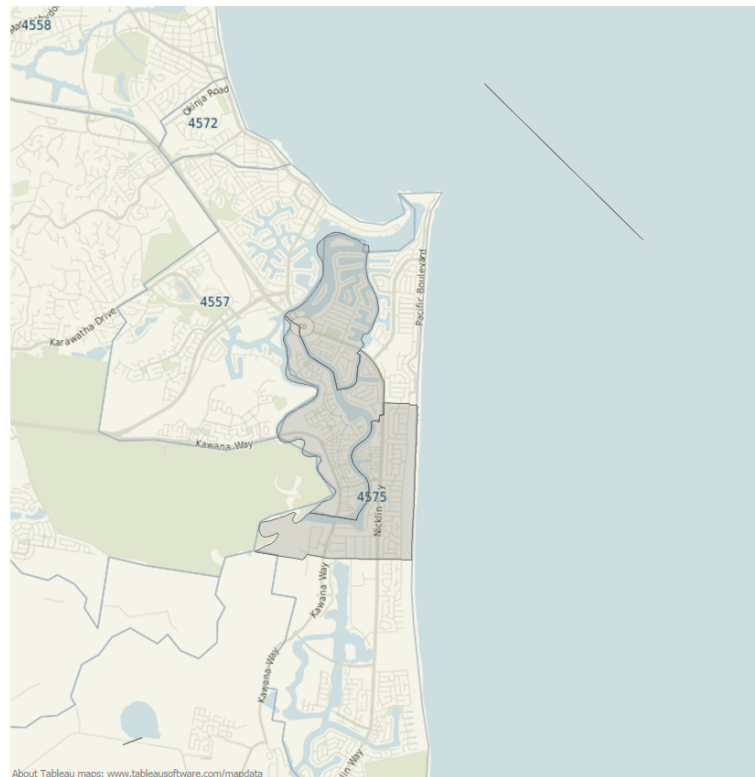
Unit
Current Median

\$362k

Prior
Median \$378k

of Properties
on the Market

152



Sales results are based on the last 12 months of sales (Mar-14 to Mar-15). Current median is based on the last 6 months (Sep-14 to Mar-15) and the prior median is based on the prior 6 months (Mar-14 to Aug-14). Listing count is the total number of listings currently advertised at time of generation.

© Property Data Solutions Pty Ltd 2012. The information recorded in this document is provided on the basis that readers will be responsible for making their own assessment of the information and are advised to verify all relevant representations, statements and information. No liability (in contract, tort or otherwise) will be accepted for any loss or damage incurred as a result of reliance upon any material contained in this publication, or for any information or advice provided in this publication or incorporated into it.

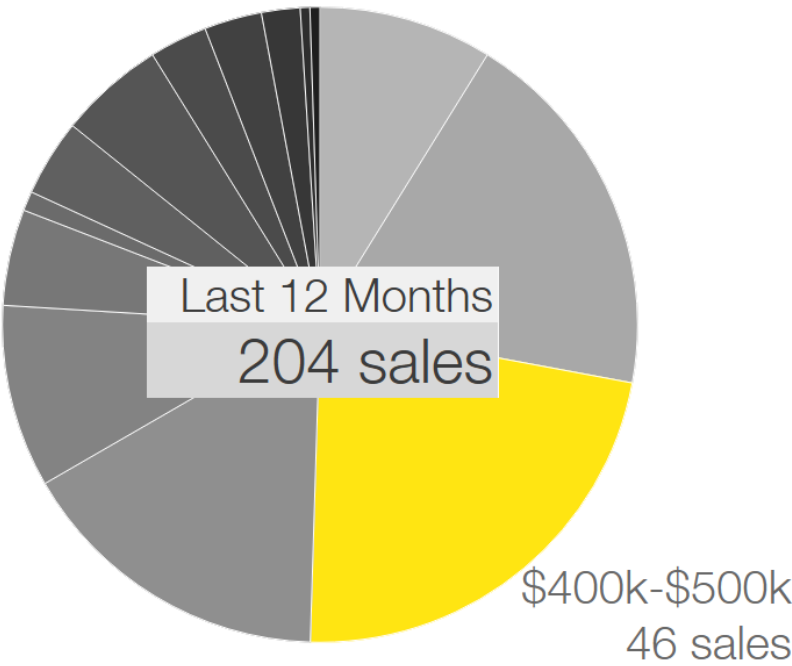
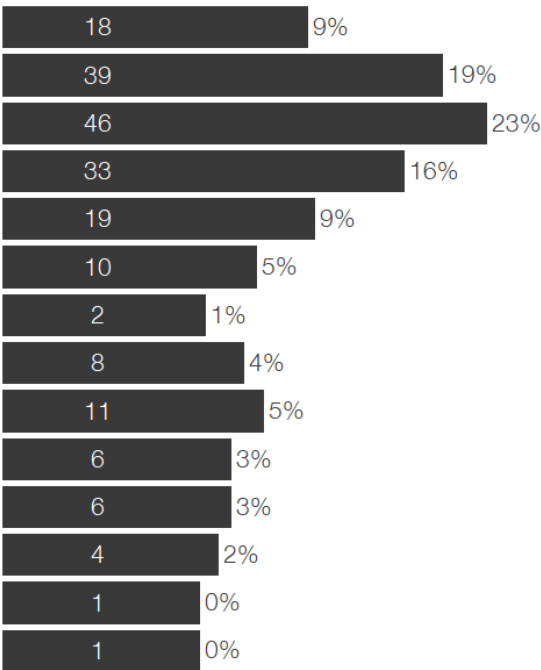
© The State of Queensland (Dept. of Environment and Resource Management) March/2012. Based on data provided with the permission of the Dept. of Environment and Resource Management; (QVAS) March/2012. The Dept. of Environment and Resource Management makes no representations or warranties about accuracy, reliability, completeness or suitability of the data for any particular purpose and disclaims all responsibility and all liability (including without limitation, liability in negligence) for all expenses, losses, damages (including indirect or consequential damage) and costs which might be incurred as a result of the data being inaccurate or incomplete in any way and for any reason.

Recent Activity

Sales by Price - Last 12 months

MINYAMA & PARREARRA

	House	Unit
\$200k-\$300k	1	17
\$300k-\$400k	5	34
\$400k-\$500k	29	17
\$500k-\$600k	28	5
\$600k-\$700k	17	2
\$700k-\$800k	8	2
\$800k-\$900k	2	
\$900k-\$1M	8	
\$1M-\$1.25M	11	
\$1.25M-\$1.5M	6	
\$1.5M-\$1.75M	5	1
\$1.75M-\$2M	4	
\$2M-\$2.5M	1	
> \$3M	1	



Sales and Listings

Recent Sales

House	74 CHELSEA CRES MINYAMA 9 Mar 2015 - \$1.05M	5
		4
		3
House	3 LORY PL PARREARRA 1 Mar 2015 - \$438,000	3
		1
		1
House	3 CAYMAN PL PARREARRA 22 Feb 2015 - \$1.62M	4
		3
		2
House	44 SUNBIRD CH PARREARRA 19 Feb 2015 - \$1.2M	4
		3
		2
House	17 BIRUBI ST MINYAMA 15 Feb 2015 - \$580,000	4
		4
		2
Unit	15/4 GRAND PDE PARREARRA 15 Feb 2015 - \$340,000	2
		2
		1
House	12 WANDOO ST MINYAMA 10 Feb 2015 - \$646,500	3
		3
		3
House	3 ROSELLA ST PARREARRA 6 Feb 2015 - \$480,000	3
		1
		2
Unit	159/4 LONGWOOD ST MINYAMA 2 Feb 2015 - \$297,000	2
		1
		1
House	16 BIRUBI ST MINYAMA 9 Jan 2015 - \$990,000	3
		3
		2
Unit	7 GRAND PDE PARREARRA 2 Jan 2015 - \$635,000	3
		2
		2
House	53 JESSICA BVD MINYAMA 18 Dec 2014 - \$720,000	3
		2
		2

Recent Listings

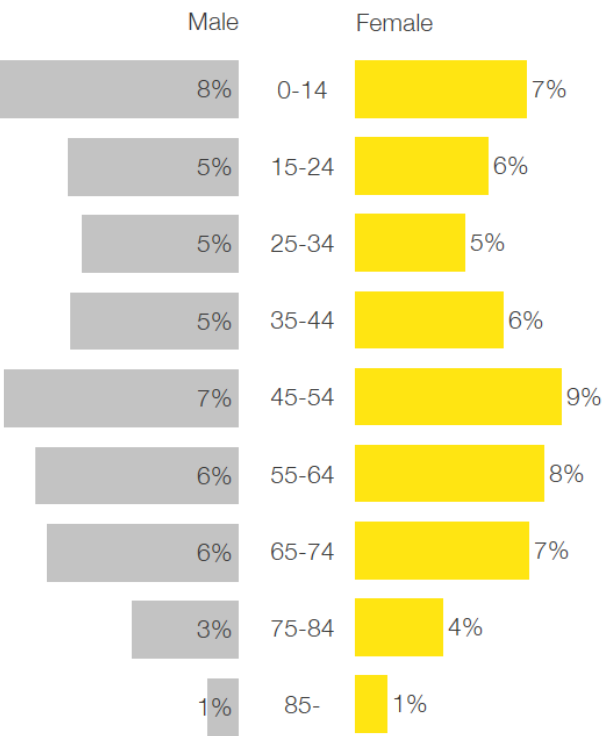
House	10 VAUXHALL ST MINYAMA 12 Mar - Contact Agent	4
		3
		2
House	6 ROSELLA ST PARREARRA 11 Mar - Offers Over \$580,000	4
		3
		2
House	26 SAINT VINCENTS CRT MINYAMA 11 Mar - Listed at \$329,000	3
		1
		1
House	6 MURRINDI ST MINYAMA 11 Mar - Offers over \$660,000	4
		2
		2
House	14 KOMODO CRT PARREARRA 10 Mar - Buyers in the \$600,000's	4
		2
		2
Unit	17/51 GRAND PDE PARREARRA 10 Mar - Offers over \$400,000.00	2
		2
		2
House	134 GRAND PDE PARREARRA 9 Mar - \$749,000	4
		2
		2
House	Parrearra Parrearra 8 Mar - MONEY CAN BUY HAPPINESS!	5
		4
		3
Unit	2 LONGWOOD ST MINYAMA 6 Mar - \$299,007	2
		1
		2
House	3 TIVOLI CRES MINYAMA 6 Mar - Offers Over \$500,000	4
		2
		2
House	77 SUNBIRD CH PARREARRA 5 Mar - Auction Saturday 21st March 10.45am	3
		1
		2
Unit	59/2 LONGWOOD ST MINYAMA 5 Mar - MID \$200,00's BUYERS	2
		1
		1



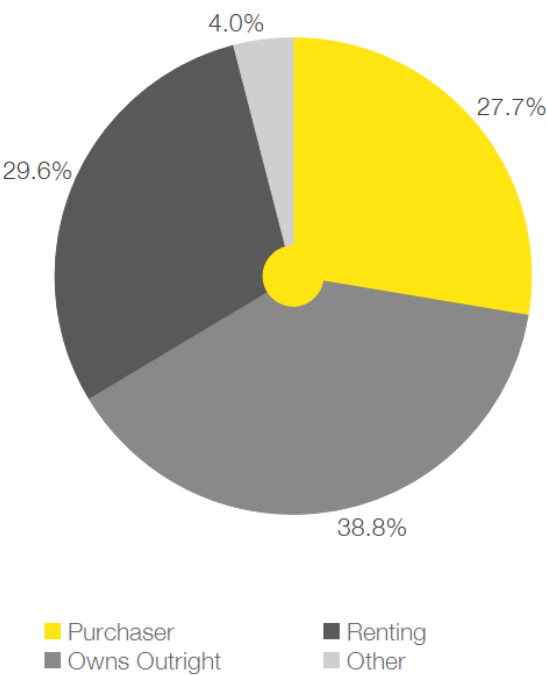
Demographics

Population

MINYAMA & PARREARRA



Tenure Types



Household Income

