

# Market Review

Buderim, QLD - 2014



# Market Review

## Buderim, QLD - 2014



The size of this area is approximately 30 square km(s). It has 26 parks covering nearly 5% of the total area.

The population in 2006 was 26911 people. By 2011 the population was 27042 showing a stable population in the area during that time.

The predominant age group in Buderim is 0-14 years.

In 2006, 74.2% of the homes in this area were owner-occupied compared with 72.5% in 2011.

House  
Current Median

\$552k

Prior  
Median \$535k

Unit  
Current Median

\$350k

Prior  
Median \$377k

# of Properties  
on the Market

329

Sales results are based on the last 12 months of sales (Feb-14 to Feb-15). Current median is based on the last 6 months (Aug-14 to Feb-15) and the prior median is based on the prior 6 months (Feb-14 to Jul-14). Listing count is the total number of listings currently advertised at time of generation.

© Property Data Solutions Pty Ltd 2012. The information recorded in this document is provided on the basis that readers will be responsible for making their own assessment of the information and are advised to verify all relevant representations, statements and information. No liability (in contract, tort or otherwise) will be accepted for any loss or damage incurred as a result of reliance upon any material contained in this publication, or for any information or advice provided in this publication or incorporated into it.

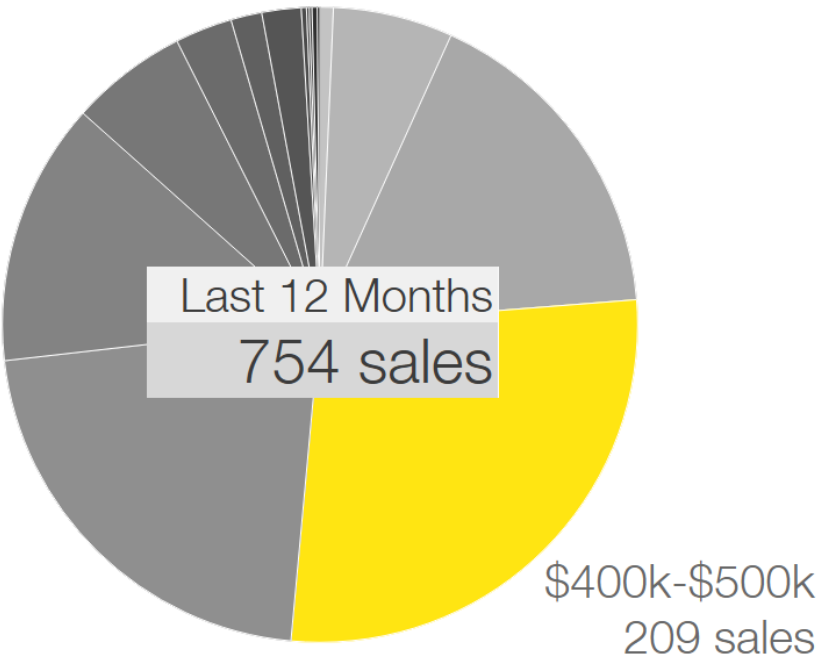
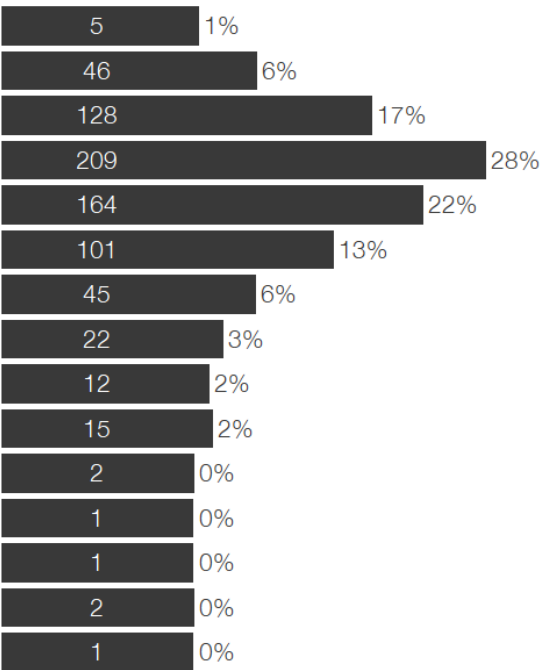
© The State of Queensland (Dept. of Environment and Resource Management) March/2012. Based on data provided with the permission of the Dept. of Environment and Resource Management; (QVAS) March/2012. The Dept. of Environment and Resource Management makes no representations or warranties about accuracy, reliability, completeness or suitability of the data for any particular purpose and disclaims all responsibility and all liability (including without limitation, liability in negligence) for all expenses, losses, damages (including indirect or consequential damage) and costs which might be incurred as a result of the data being inaccurate or incomplete in any way and for any reason.

# Recent Activity

## Sales by Price - Last 12 months

BUDERIM





































	House	Unit
0-\$200k	1	4
\$200k-\$300k	5	41
\$300k-\$400k	33	95
\$400k-\$500k	173	36
\$500k-\$600k	153	11
\$600k-\$700k	95	6
\$700k-\$800k	38	7
\$800k-\$900k	20	2
\$900k-\$1M	11	1
\$1M-\$1.25M	15	
\$1.25M-\$1.5M	2	
\$1.5M-\$1.75M	1	
\$1.75M-\$2M	1	
\$2M-\$2.5M	2	
\$2.5M-\$3M		1





# Sales and Listings

## Recent Sales

House	16 PITTARDS RD BUDERIM 16 Feb 2015 - \$425,000	4  1  2 
House	43 DUNGANNON CRT BUDERIM 15 Feb 2015 - \$355,000	3  1  4 
House	59 ECKERSLEY AVE BUDERIM 11 Feb 2015 - \$630,000	4  2  2 
House	19 ELSA WILSON DR BUDERIM 10 Feb 2015 - \$590,000	4  2  2 
House	33 LAUREN DR BUDERIM 10 Feb 2015 - \$530,000	4  3  2 
House	50 JINGELIC DR BUDERIM 9 Feb 2015 - \$515,000	3  2  3 
House	6 LEAH CL BUDERIM 8 Feb 2015 - \$585,000	4  2  2 
House	32 ST MARTINS TCE BUDERIM 6 Feb 2015 - \$560,000	4  2  3 
House	56 HOBBS RD BUDERIM 5 Feb 2015 - \$395,000	3  1  2 
Unit	10/142 BURNETT ST BUDERIM 5 Feb 2015 - \$340,000	3  1  1 
House	10 LEHMANN CRT BUDERIM 5 Feb 2015 - \$624,000	4  3  2 
House	9 ELSA WILSON DR BUDERIM 4 Feb 2015 - \$592,500	4  2  2 

## Recent Listings

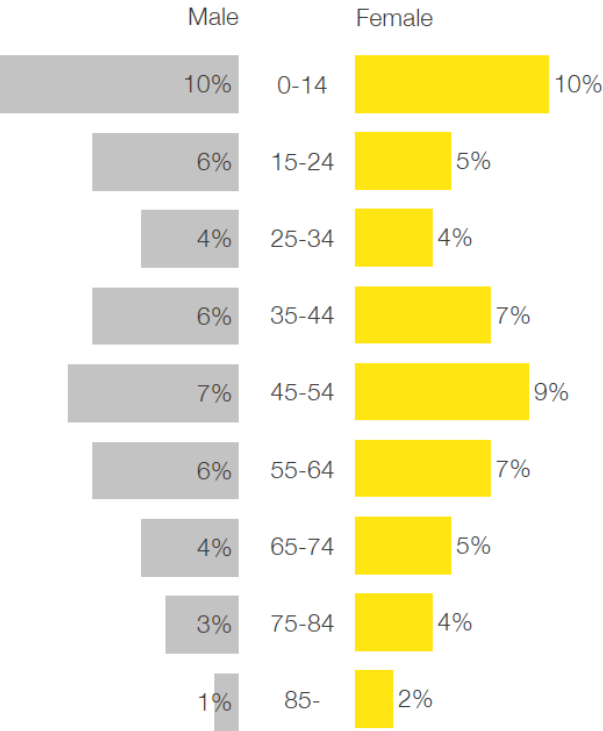
House	2A BUDERIM PINES DR BUDERIM 23 Feb - Please Contact Agent	5  3  2 
House	46 JINGELIC DR BUDERIM 23 Feb - \$659,000	4  2  2 
House	58-60 ECKERSLEY AVE BUDERIM 23 Feb - Auction on site Wednesday 4 March at 6pm	5  2  2 
House	20 ELIZAMAY CL BUDERIM 22 Feb - Auction	5  4  2 
House	1 TRIBULATION CCT BUDERIM 22 Feb - All offers considered	4  3  2 
House	DIXON RD BUDERIM 21 Feb - Auction	7  5  2 
House	1-5 HORSESHOE BEND BUDERIM 21 Feb - \$625,000	4  3  2 
Unit	3/22 BALLINGER CRT BUDERIM 21 Feb - Auction	3  1  1 
House	41 GOSSAMER DR BUDERIM 21 Feb - Offers Over \$440,000	4  2  2 
Unit	5/168 BURNETT ST BUDERIM 20 Feb - \$369,000	3  2  1 
House	6 MONOMEETH ST BUDERIM 20 Feb - \$675,000	5  3  4 
Unit	7/99 KING ST BUDERIM 20 Feb - \$349,000	2  2  1 



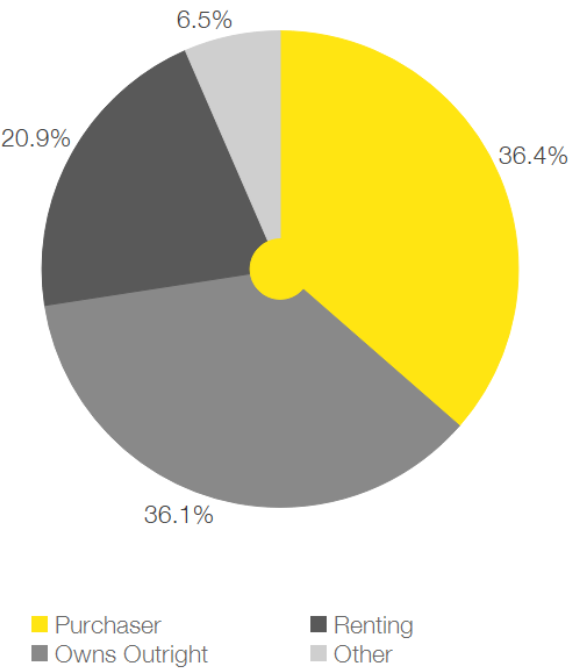
# Demographics

## Population

BUDERIM



## Tenure Types



## Household Income

